

NOTES:

- MATERIAL:**
ALL MATERIALS ARE RoHS COMPLIANT PER EU DIRECTIVE 2011/65/EU AND AMENDMENTS
• OUTER SHELL: DIE CAST ZINC ALLOY, NICKEL PLATED
• CONTACTS: COPPER ALLOY, PLATED WITH 0.76µm [30µ"] GOLD OVER 1.27µm [50µ"] MINIMUM NICKEL ON THE MATING AREA WITH MATTE TIN OVER NICKEL ON THE TAILS
• USB HOUSING: ENGINEERING THERMOPLASTIC, FLAMMABILITY RATING UL94V-0, GREY
• USB SHELL: STAINLESS STEEL PASSIVATED
• REAR SHIELD: STAINLESS STEEL PLATED WITH MATTE TIN OVER NICKEL
• PANEL GASKET: PORON, BLACK
- ENVIRONMENTAL PERFORMANCE** PER IEC 60529 CODE IP67 FOR SEAL BETWEEN MATING AREA AND PCB SIDE OF CONNECTOR. GASKET PROVIDES SEAL TO INSIDE FACE OF ENCLOSURE PANEL. AVAILABLE DUST COVER PROVIDES ADDED PROTECTION.
- ELECTRICAL REQUIREMENTS**
• CURRENT RATING: 1 A FOR SIGNAL POSITIONS 2, 3 & 4 OR 1.8 A FOR POWER POSITIONS 1 & 5 WITH 0.5 A ON SIGNAL LINES.
• CONTACT RESISTANCE: 30 MILLIOHMS MAXIMUM.
- OPERATING TEMPERATURE:** -40°C TO +105°C.
- DUST COVERS MAY BE ORDERED SEPARATELY. SPECIFY**
• PART NUMBER MUSB-2K15-005BP FOR GREY DUST COVER
• PART NUMBER MUSB-2K15-015BP FOR BLACK DUST COVER



| | | | |
|----------------------------|------------------------|-----------|----------|
| UNLESS SPECIFIED OTHERWISE | DRAWN | B.COPPING | MAR26/15 |
| PRIMARY UNITS MILLIMETERS | CHECKED | K.LAMBIE | MAR26/15 |
| SECONDARY UNITS INCHES | M.E. APP'D | | |
| REFERENCE IN PARENTHESES | Q.A. APP'D | | |
| GENERAL TOLERANCES | DWG APPR. | | |
| 1 DECIMAL PLACE | ENG. REL. NO. | | |
| 2 DECIMAL PLACES ±0.15 | REF. | EAR 14355 | |
| 3 DECIMAL PLACES | THIRD ANGLE PROJECTION | | |
| ANGULAR DEGREES | | | |

| | | | |
|---|-------------|------------|--------------|
| Amphenol Canada Corp. www.amphenolcanada.com | | | |
| MUSB SERIES RUGGED MICRO-AB USB RECEPTACLE, VERTICAL MOUNT, PCB TAILS, THREAD & DUST COVER OPTIONS, RoHS COMPLIANT | | | |
| P-MUSB-K552-XX | | REV | C |
| CODE ID NO. 03554 | DWG SIZE: X | SCALE: 5:1 | SHEET 1 OF 2 |

ORDERING CODE: **MUSB-K552-XX**

SERIES, RUGGED USB

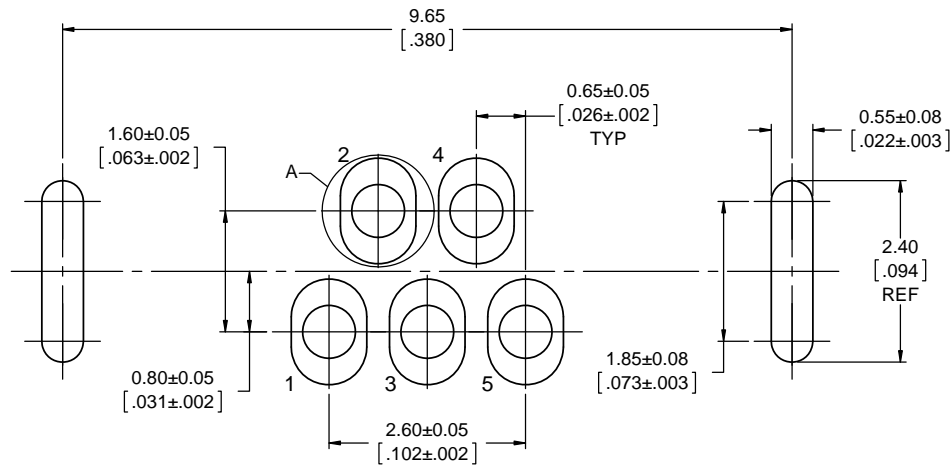
USB 'MICRO-AB' RECEPTACLE,
SINGLE PORT, VERTICAL PCB TAILS

THREAD OPTION
3= #2-56 UNC THREAD
M= M2.5 X 0.45 THREAD

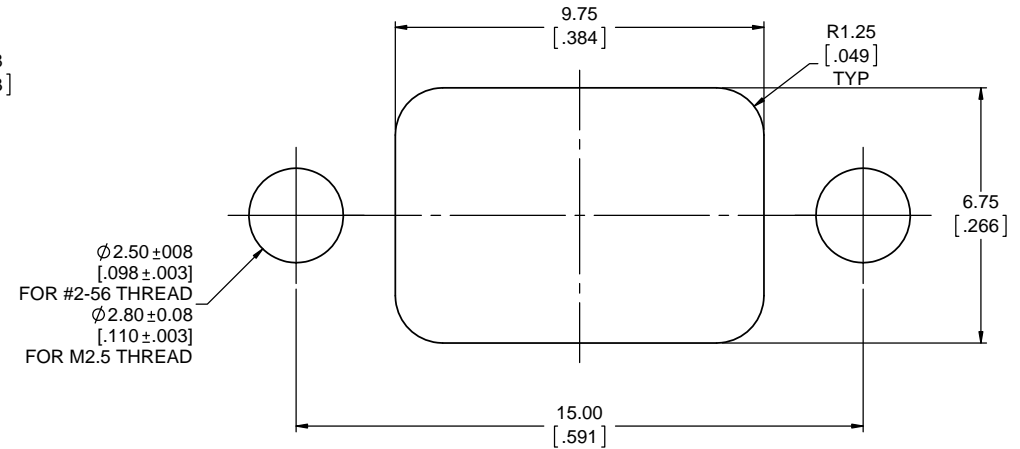
DUST COVER OPTION
0=NO DUST COVER SUPPLIED
1=WITH GREY DUST COVER SUPPLIED
5=WITH BLACK DUST COVER SUPPLIED

SPECIAL CONNECTORS:
MANY UNIQUE FEATURES ARE READILY
AVAILABLE TO SUIT CUSTOMER REQUIREMENTS.
CONSULT WITH AMPHENOL CANADA FOR DETAILS.

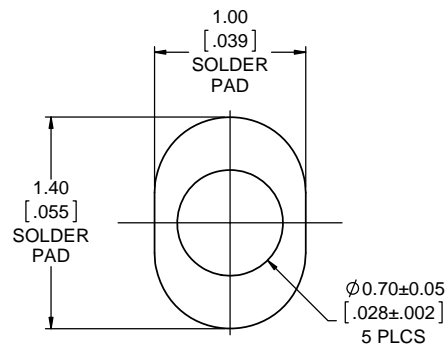
| REVISIONS | | | |
|-----------|------------------------------|----------|-------|
| REV | DESCRIPTION, ECN, EAR NO. | DATE | APP'D |
| B | PROPOSAL DRAWING (EAR 14355) | MAR26/15 | K.L. |
| C | PRODUCT DRAWING (EAR 14355) | MAY12/15 | K.L. |



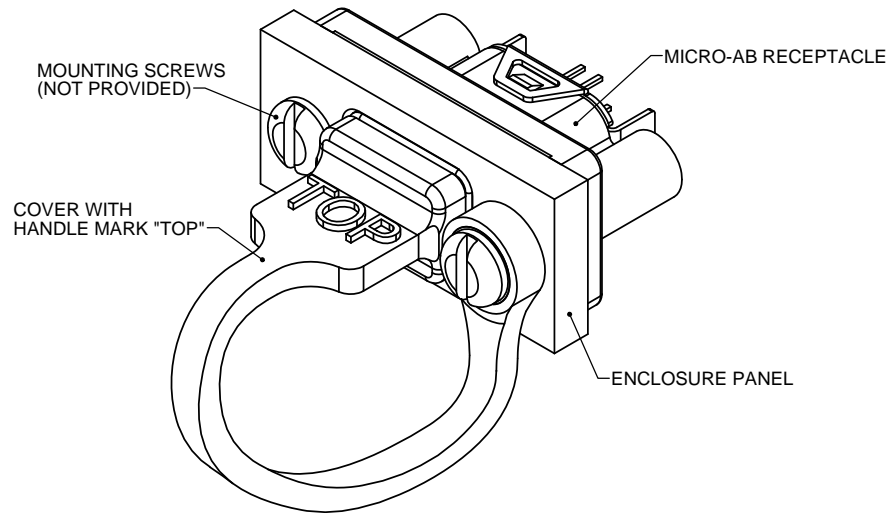
RECOMMENDED PCB LAYOUT
COMPONENT SIDE OF BOARD



RECOMMENDED PANEL CUTOUT



DETAIL A
SCALE 40:1



DUST COVER APPLICATION



THIS DOCUMENT CONTAINS PROPRIETARY INFORMATION AND SUCH INFORMATION MAY NOT BE DISCLOSED TO OTHERS FOR ANY PURPOSE OR USED FOR MANUFACTURING PURPOSES WITHOUT WRITTEN PERMISSION FROM AMPHENOL CANADA CORP.

| | | | | | | | | |
|----------------------------|--|------------------------|-----------|----------|---|--|--|--|
| UNLESS SPECIFIED OTHERWISE | | DRAWN | B.COPPING | MAR26/15 | <div>Amphenol Canada Corp.</div> <div>www.amphenolcanada.com</div> <div>MUSB SERIES RUGGED MICRO-AB</div> <div>USB RECEPTACLE, VERTICAL</div> <div>MOUNT, PCB TAILS, THREAD & DUST</div> <div>COVER OPTIONS, RoHS COMPLIANT</div> | | | |
| PRIMARY UNITS MILLIMETERS | | CHECKED | K.LAMBIE | MAR26/15 | | | | |
| SECONDARY INCHES | | M.E. APP'D | | | | | | |
| REFERENCE IN PARENTHESES | | Q.A. APP'D | | | | | | |
| GENERAL TOLERANCES | | DWG APPR. | | | <div>P-MUSB-K552-XX</div> <div>DWG. NO.</div> <div>CODE ID NO. 03554</div> <div>DWG SIZE: X</div> <div>SCALE: 5:1</div> <div>SHEET 2 OF 2</div> | | | |
| 1 DECIMAL PLACE | | ENG. REL. NO. | | | | | | |
| 2 DECIMAL PLACES ±0.15 | | REF. | EAR 14355 | | | | | |
| 3 DECIMAL PLACES | | THIRD ANGLE PROJECTION | | | | | | |
| ANGULAR DEGREES | | | | | | | | |