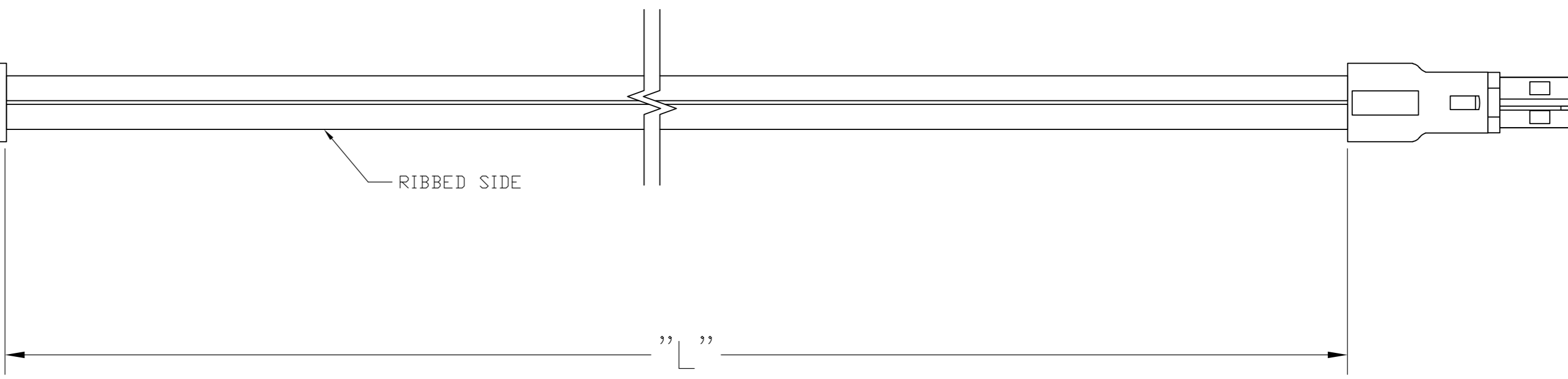
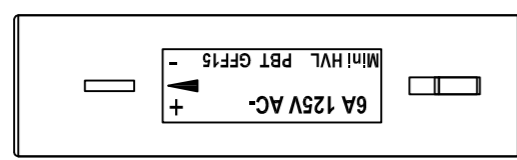
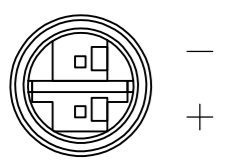


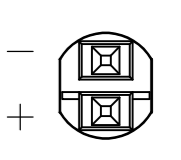
THIS DRAWING IS UNPUBLISHED. RELEASED FOR PUBLICATION
 © COPYRIGHT - By - ALL RIGHTS RESERVED.

LOC	DIST	REVISIONS					
GP	00	P	LTR	DESCRIPTION	DATE	DWN	APVD
		A		INITIAL RELEASE	01/AUG/11	ECC	PB

HV-4

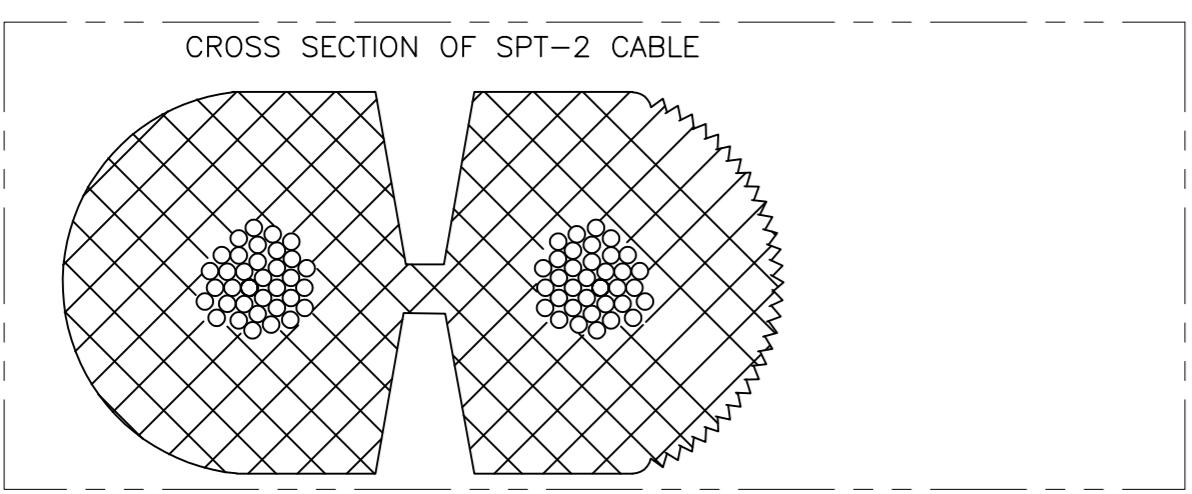


HV-4



WIRING SCHEDULE 3			
OUTLET		SIDE	PLUG
1	+	RIBBED	1
2	-	SMOOTH	2

1. PACKAGING ACC. TO TE SPEC.107-18032
BUNDLE EVERY 25 ASSEMBLIES WITH A RUBBER BAND
 2. ELECTRICAL TEST CONTAINING "SHORT CIRCUIT TEST, CONTINUITY AND ACCURATE CAVITY ASSIGNMENT TEST" ACC. TO TE-SPEC.108-18857, SUBSECTION 3.1.1
- 3 WIRING SCHEDULE AS SHOWN



16.0 FT	±3.84	2181191-8
14.0 FT	±3.36	2181191-7
12.0 FT	±2.88	2181191-6
10.0 FT	±2.4	2181191-5
8.0 FT	±1.92	2181191-4
6.0 FT	±1.44	2181191-3
4.0 FT	±.96	2181191-2
2.0 FT	±.48	2181191-1
"L"	TOLERANCES [INCHES]	TE P/N

THIS DRAWING IS A CONTROLLED DOCUMENT.		DWN	16/JUN/11	TE TE Connectivity
		CHK	E.C. CLAYBAUGH 13/JUL/11	
		APVD	P. BECKER 01/AUG/11	
		PRODUCT SPEC	P. BECKER	
DIMENSIONS:	TOLERANCES UNLESS OTHERWISE SPECIFIED:	NAME		CABLE ASSEMBLY, NECTOR, HV-4, OUTLET TO PLUG
INCHES	0 PLC ± - 1 PLC ± - 2 PLC ± - 3 PLC ± - 4 PLC ± - ANGLES ± -	APPLICATION SPEC		
MATERIAL	FINISH	WEIGHT	SIZE	CAGE CODE
-	-	-	A2	00779
CUSTOMER DRAWING		SCALE	DRAWING NO	RESTRICTED TO
		N.T.S.	C=2181191	-
		SHEET	1 of 1	REV
				A

2181191