

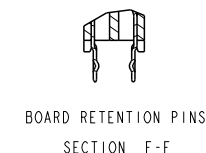
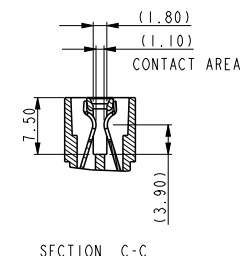
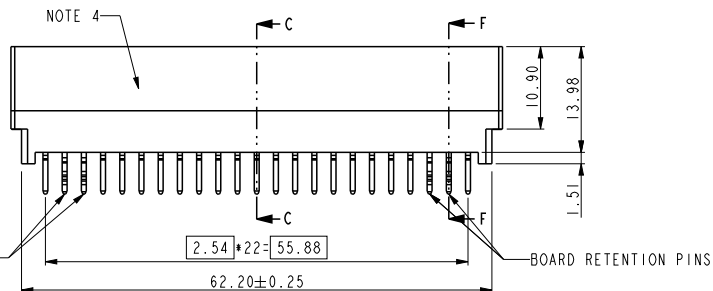
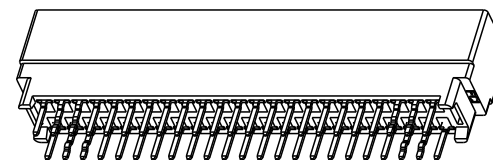
NOTE:

1. Material:  
HOUSING: HIGH TEMPERATURE THERMOPLASTIC,  
UL 94 V-0 FLAME RETARDANT.  
TERMINAL: HIGH CONDUCTIVITY COPPER ALLOY.  
PLATING SPEC AS BELOW:  
Ni 50u" UNDER PLATED.  
Au 30u" OVER CONTACT AREA.(ONE SIDE)  
Matte Tin 120u" OVER SOLDERING AREA.)
2. PACKING SPEC. GS-14-937.
3. PRODUCT SPEC. GS-12-338.
4. PART NUMBER SCHEME:(EX. 10046971-038 LF)

LEAD FREE

5. PART NUMBER 10046971-038LF MEETS EUROPEAN UNION DIRECTIVE AND OTHER COUNTRY REGULATIONS AS DESCRIBED IN GS-22-008.  
THE HOUSING WILL WITHSTAND EXPOSURE TO 260°C PEAK TEMPERATURE FOR 10 SECONDS IN A WAVE SOLDER APPLICATION WITH A CIRCUIT BOARD.

REV	ECN NUMBER	REV'D BY	DATE
A	-	HZ	2012-01-02



Copyright FCI.

spec ref	*	dr	Wei-Long Zhang	2011/12/07	projection	mm	size	A4	scale	1.000	
tolerance std	TOLERANCES UNLESS OTHERWISE SPECIFIED	eng	Wei-Long Zhang	2012/01/03			←→	ecn no	-	rel level	Released
		chr	Eleven Hu	2012/01/04				product family	PEC		
surface	✓	appr	Pei-Ming Zheng	2012/01/04			rev	10046971-038	A		
	linear	0.X	± 0.50		title	POWER EDGE CONNECTOR OF VERTICAL TYPE (23PX2)	cat. no.	Product - Customer Drw	sheet 1 of 2		
		0.XX	± 0.25								
		0.XXX	± 0.13								
	angular	0°	± 2°	www.fci.com							



RECOMMENDED PC BOARD LAYOUT  
AND THE THICKNESS IS 3.18mm



Copyright FCI.

spec ref	*	dr	Wei-Long Zhang	2011/12/07	projection 	mm ←→	size	A4	scale	1.000
tolerance std	TOLERANCES UNLESS OTHERWISE SPECIFIED	eng	Wei-Long Zhang	2012/01/03			ecn no	-		
		chr	Eleven Hu	2012/01/04						
surface	✓	appr	Pei-Ming Zheng	2012/01/04	product family	PEC	rel level	Released		
	linear	0.X	± 0.50		title	POWER EDGE CONNECTOR OF		dwg no	10046971-038	
		0.XX	± 0.25			cat. no.	*		Product - Customer Drw	sheet 2 of 2
	angular	0°	± 2°				www.fci.com			
								rev	A	

Pro/E File - REV C - 2009-06-09