

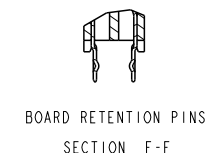
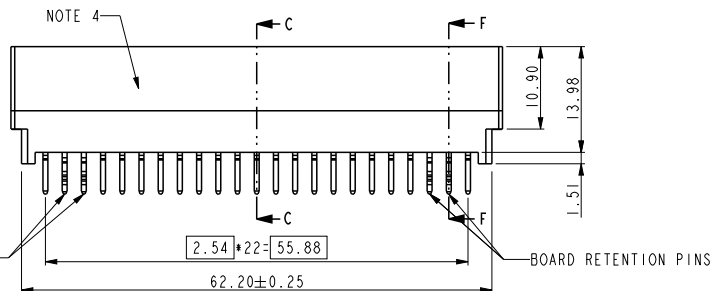
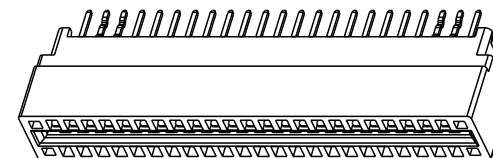
NOTE:

- 1. Material:
  - HOUSING: HIGH TEMPERATURE THERMOPLASTIC, UL 94 V-0 FLAME RETARDANT.
  - TERMINAL: HIGH CONDUCTIVITY COPPER ALLOY. PLATING SPEC AS BELOW:
    - Ni 50u" UNDER PLATED.
    - Au 30u" OVER CONTACT AREA.(ONE SIDE)
    - Matte Tin 120u" OVER SOLDERING AREA.)
- 2. PACKING SPEC. GS-14-937.
- 3. PRODUCT SPEC. GS-12-338.
- 4. PART NUMBER SCHEME:(EX. 10046971-038 LF)

LEAD FREE

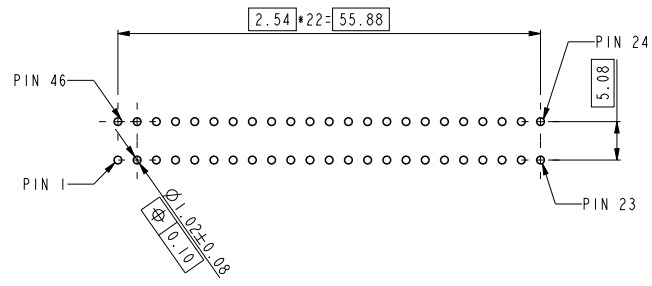
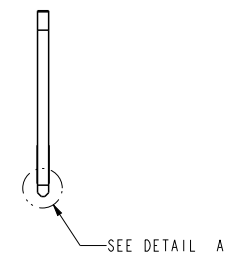
- 5. PART NUMBER 10046971-038LF MEETS EUROPEAN UNION DIRECTIVE AND OTHER COUNTRY REGULATIONS AS DESCRIBED IN GS-22-008. THE HOUSING WILL WITHSTAND EXPOSURE TO 260°C PEAK TEMPERATURE FOR 10 SECONDS IN A WAVE SOLDER APPLICATION WITH A CIRCUIT BOARD.

REV	ECN NUMBER	REV'D BY	DATE
A	-	HZ	2012-01-02



Copyright FCI.

spec ref	*	dr	Wei-Long Zhang	2011/12/07	projection	mm	size	A4	scale	1.000							
tolerance std	TOLERANCES UNLESS OTHERWISE SPECIFIED	eng	Wei-Long Zhang	2012/01/03			ecn no	-	rel level	Released							
		chr	Eleven Hu	2012/01/04													
		appr	Pei-Ming Zheng	2012/01/04	product family	PEC											
surface	<table border="1"> <tr> <td>linear</td> <td>0.X</td> <td>± 0.50</td> </tr> <tr> <td></td> <td>0.XX</td> <td>± 0.25</td> </tr> <tr> <td></td> <td>0.XXX</td> <td>± 0.13</td> </tr> <tr> <td>angular</td> <td>0°</td> <td>± 2°</td> </tr> </table>	linear	0.X	± 0.50		0.XX	± 0.25		0.XXX	± 0.13	angular	0°	± 2°		title POWER EDGE CONNECTOR OF VERTICAL TYPE (23PX2)	dwg no 10046971-038	rev A
linear	0.X	± 0.50															
	0.XX	± 0.25															
	0.XXX	± 0.13															
angular	0°	± 2°															
		www.fci.com	cat. no.	*	Product - Customer Drw		sheet 1 of 2										



RECOMMENDED PC BOARD LAYOUT  
AND THE THICKNESS IS 3.18mm



Copyright FCI.

spec ref	*	dr	Wei-Long Zhang	2011/12/07	projection 	mm ←→	size	A4	scale	1.000		
tolerance std	TOLERANCES UNLESS OTHERWISE SPECIFIED	eng	Wei-Long Zhang	2012/01/03			ecn no	-				
		chr	Eleven Hu	2012/01/04								
surface	✓	appr	Pei-Ming Zheng	2012/01/04	product family	PEC	rel level	Released				
	linear	0.X	± 0.50		title	POWER EDGE CONNECTOR OF		dwg no	10046971-038			
		0.XX	± 0.25			cat. no.	*		Product - Customer Drw		rev	A
		0.XXX	± 0.13						sheet 2 of 2			
	angular	0°	± 2°	www.fci.com								

PrdE File - REV C - 2009-06-09