

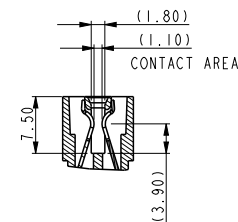
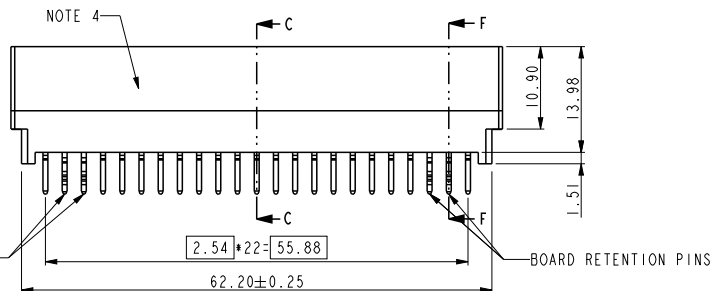
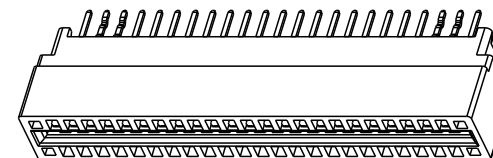
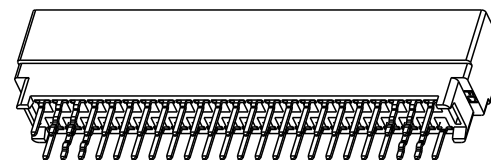
NOTE:

- 1. Material:
 - HOUSING: HIGH TEMPERATURE THERMOPLASTIC, UL 94 V-0 FLAME RETARDANT.
 - TERMINAL: HIGH CONDUCTIVITY COPPER ALLOY. PLATING SPEC AS BELOW:
 - Ni 50u" UNDER PLATED.
 - Au 30u" OVER CONTACT AREA.(ONE SIDE)
 - Matte Tin 120u" OVER SOLDERING AREA.)
- 2. PACKING SPEC. GS-14-937.
- 3. PRODUCT SPEC. GS-12-338.
- 4. PART NUMBER SCHEME:(EX. 10046971-038 LF)

LEAD FREE

5. PART NUMBER 10046971-038LF MEETS EUROPEAN UNION DIRECTIVE AND OTHER COUNTRY REGULATIONS AS DESCRIBED IN GS-22-008. THE HOUSING WILL WITHSTAND EXPOSURE TO 260°C PEAK TEMPERATURE FOR 10 SECONDS IN A WAVE SOLDER APPLICATION WITH A CIRCUIT BOARD.

REV	ECN NUMBER	REV'D BY	DATE
A	-	HZ	2012-01-02



SECTION C-C

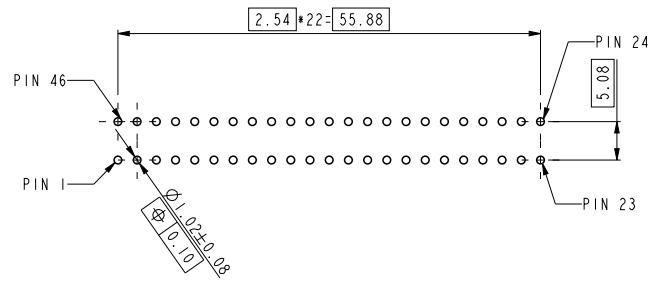
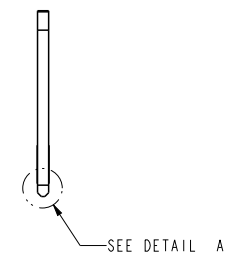


BOARD RETENTION PINS SECTION F-F



Copyright FCI.

spec ref	*	dr	Wei-Long Zhang	2011/12/07	projection 	mm ←→	size	A4	scale	1.000		
tolerance std	TOLERANCES UNLESS OTHERWISE SPECIFIED	eng	Wei-Long Zhang	2012/01/03			product family	PEC	ecn no	-	rel level	Released
		chr	Eleven Hu	2012/01/04				surface	✓	linear		0.X ± 0.50
angular	0° ± 2°	appr	Pei-Ming Zheng	2012/01/04	title	POWER EDGE CONNECTOR OF VERTICAL TYPE (23PX2)	angular	0° ± 2°	cat. no.	*	Product - Customer Drw	sheet 1 of 2
surface	✓	linear	0.X ± 0.50	0.XX ± 0.25	0.XXX ± 0.13	www.fci.com	title	POWER EDGE CONNECTOR OF VERTICAL TYPE (23PX2)	cat. no.	*	Product - Customer Drw	sheet 1 of 2
angular	0° ± 2°	appr	Pei-Ming Zheng	2012/01/04	product family	PEC	rel level	Released	dwg no	10046971-038	rev	A



RECOMMENDED PC BOARD LAYOUT
AND THE THICKNESS IS 3.18mm



Copyright FCI.

spec ref	*	dr	Wei-Long Zhang	2011/12/07	projection 	mm ←→	size	A4	scale	1.000
tolerance std	TOLERANCES UNLESS OTHERWISE SPECIFIED	eng	Wei-Long Zhang	2012/01/03			ecn no	-		
		chr	Eleven Hu	2012/01/04						
surface	✓	appr	Pei-Ming Zheng	2012/01/04	product family	PEC	rel level	Released		
	linear	0.X	± 0.50		title	POWER EDGE CONNECTOR OF VERTICAL TYPE (23PX2)	dwg no	10046971-038	rev	A
		0.XX	± 0.25							
		0.XXX	± 0.13							
	angular	0°	± 2°	www.fci.com	cat. no.	*	Product - Customer Drw	sheet 2 of 2		

PrdE File - REV C - 2009-06-09