


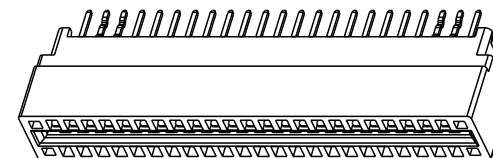
NOTE:

- 1. Material:
HOUSING: HIGH TEMPERATURE THERMOPLASTIC,
UL 94 V-0 FLAME RETARDANT.
TERMINAL: HIGH CONDUCTIVITY COPPER ALLOY.
PLATING SPEC AS BELOW:
Ni 50u" UNDER PLATED.
Au 30u" OVER CONTACT AREA.(ONE SIDE)
Matte Tin 120u" OVER SOLDERING AREA.)
- 2. PACKING SPEC. GS-14-937.
- 3. PRODUCT SPEC. GS-12-338.
- 4. PART NUMBER SCHEME:(EX. 10046971-038 LF)

5. PART NUMBER 10046971-038LF MEETS EUROPEAN UNION DIRECTIVE AND OTHER COUNTRY REGULATIONS AS DESCRIBED IN GS-22-008.
THE HOUSING WILL WITHSTAND EXPOSURE TO 260°C PEAK TEMPERATURE FOR 10 SECONDS IN A WAVE SOLDER APPLICATION WITH A CIRCUIT BOARD.

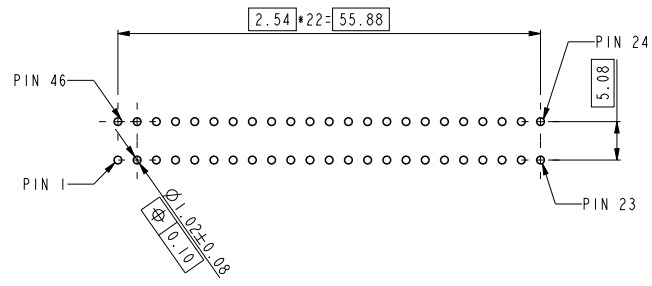
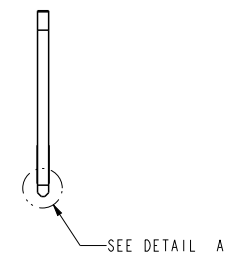
REV	ECN NUMBER	REV'D BY	DATE
A	-	HZ	2012-01-02

LEAD FREE



Copyright FCI.

spec ref	*	dr	Wei-Long Zhang	2011/12/07	projection	mm	size	A4	scale	1.000																				
tolerance std	TOLERANCES UNLESS OTHERWISE SPECIFIED	eng	Wei-Long Zhang	2012/01/03				ecn no	-	rel level	Released																			
		chr	Eleven Hu	2012/01/04				product family	PEC																					
surface	<table border="1"> <tr> <td>linear</td> <td>0.X</td> <td>± 0.50</td> </tr> <tr> <td></td> <td>0.XX</td> <td>± 0.25</td> </tr> <tr> <td></td> <td>0.XXX</td> <td>± 0.13</td> </tr> <tr> <td>angular</td> <td>0°</td> <td>± 2°</td> </tr> </table>	linear	0.X	± 0.50		0.XX	± 0.25		0.XXX	± 0.13	angular	0°	± 2°	appr	Pei-Ming Zheng	2012/01/04			<table border="1"> <tr> <td>title</td> <td>POWER EDGE CONNECTOR OF VERTICAL TYPE (23PX2)</td> </tr> <tr> <td>cat. no.</td> <td>*</td> </tr> </table>	title	POWER EDGE CONNECTOR OF VERTICAL TYPE (23PX2)	cat. no.	*	<table border="1"> <tr> <td>dwg no</td> <td>10046971-038</td> </tr> <tr> <td>rev</td> <td>A</td> </tr> </table>	dwg no	10046971-038	rev	A	Product - Customer Drw	sheet 1 of 2
linear	0.X	± 0.50																												
	0.XX	± 0.25																												
	0.XXX	± 0.13																												
angular	0°	± 2°																												
title	POWER EDGE CONNECTOR OF VERTICAL TYPE (23PX2)																													
cat. no.	*																													
dwg no	10046971-038																													
rev	A																													



RECOMMENDED PC BOARD LAYOUT
AND THE THICKNESS IS 3.18mm



Copyright FCI.

spec ref	*	dr	Wei-Long Zhang	2011/12/07	projection 	mm ←→	size	A4	scale	1.000
tolerance std	TOLERANCES UNLESS OTHERWISE SPECIFIED	eng	Wei-Long Zhang	2012/01/03			ecn no	-		
		chr	Eleven Hu	2012/01/04						
surface	✓	appr	Pei-Ming Zheng	2012/01/04	product family	PEC	rel level	Released		
	linear	0.X	± 0.50		title	POWER EDGE CONNECTOR OF VERTICAL TYPE (23PX2)	dwg no	10046971-038	rev	A
		0.XX	± 0.25							
		0.XXX	± 0.13							
	angular	0°	± 2°	www.fci.com	cat. no.	*	Product - Customer Drw	sheet 2 of 2		

PrdE File - REV C - 2009-06-09