

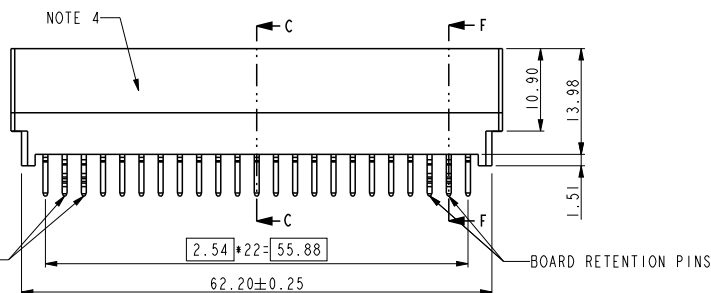
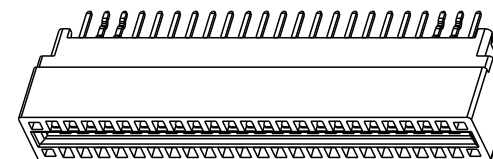
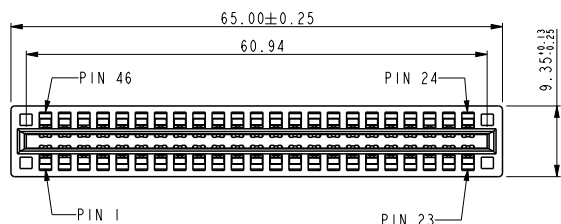
NOTE:

- 1. Material:
HOUSING: HIGH TEMPERATURE THERMOPLASTIC,
UL 94 V-0 FLAME RETARDANT.
TERMINAL: HIGH CONDUCTIVITY COPPER ALLOY.
PLATING SPEC AS BELOW:
Ni 50u" UNDER PLATED.
Au 30u" OVER CONTACT AREA.(ONE SIDE)
Matte Tin 120u" OVER SOLDERING AREA.)
- 2. PACKING SPEC. GS-14-937.
- 3. PRODUCT SPEC. GS-12-338.
- 4. PART NUMBER SCHEME:(EX. 10046971-038 LF)

5. PART NUMBER 10046971-038LF MEETS EUROPEAN UNION DIRECTIVE AND OTHER COUNTRY REGULATIONS AS DESCRIBED IN GS-22-008.
THE HOUSING WILL WITHSTAND EXPOSURE TO 260°C PEAK TEMPERATURE FOR 10 SECONDS IN A WAVE SOLDER APPLICATION WITH A CIRCUIT BOARD.

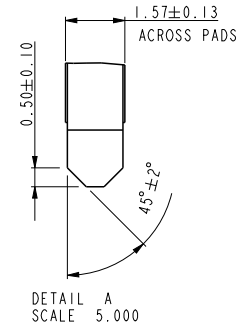
REV	ECN NUMBER	REV'D BY	DATE
A	-	HZ	2012-01-02

LEAD FREE



Copyright FCI.

spec ref	*	dr	Wei-Long Zhang	2011/12/07	projection 	mm ←→	size	A4	scale	1.000		
tolerance std	TOLERANCES UNLESS OTHERWISE SPECIFIED	eng	Wei-Long Zhang	2012/01/03			product family	PEC	ecn no	-	rel level	Released
		chr	Eleven Hu	2012/01/04				surface	✓	linear		0.X ± 0.50
appr	Pei-Ming Zheng	2012/01/04	angular	0° ± 2°	www.fci.com	www.fci.com	dwg no	10046971-038	rev	A		



RECOMMENDED PC BOARD LAYOUT
AND THE THICKNESS IS 3.18mm

spec ref	*	dr	Wei-Long Zhang	2011/12/07	projection 	mm ←→	size	A4	scale	1.000
tolerance std	TOLERANCES UNLESS OTHERWISE SPECIFIED	eng	Wei-Long Zhang	2012/01/03			ecn no	-		
		chr	Eleven Hu	2012/01/04						
surface	✓	appr	Pei-Ming Zheng	2012/01/04	product family	PEC	rel level	Released		
linear	0.X	± 0.50		title	POWER EDGE CONNECTOR OF VERTICAL TYPE (23PX2)		dwg no	10046971-038		rev
	0.XX	± 0.25								
0.XXX	± 0.13									
angular	0°	± 2°	www.fci.com	cat. no.	*	Product - Customer Drw	sheet 2 of 2		A	

PrdE File - REV C - 2009-06-09



Copyright FCI.