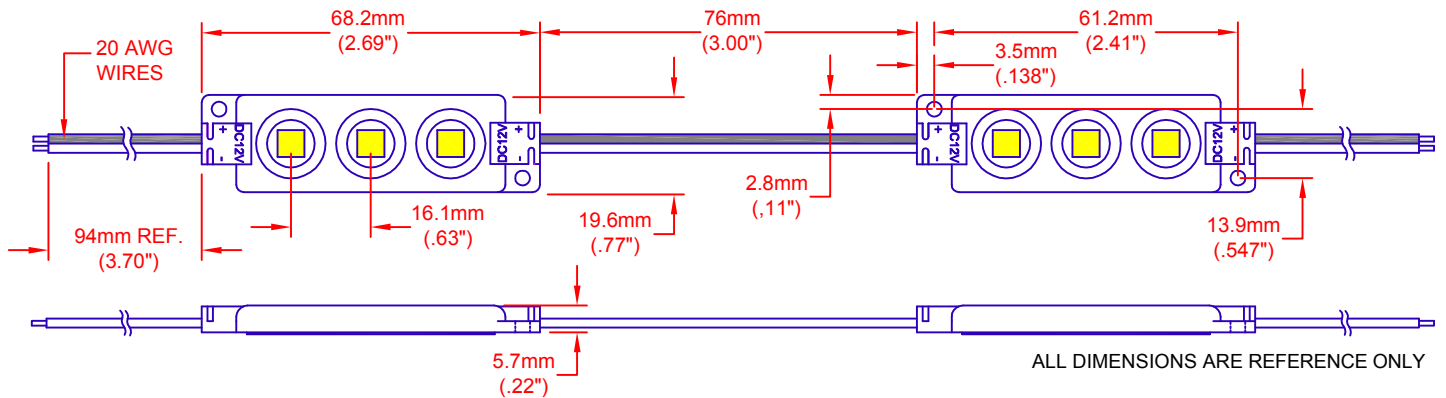



## FEATURES

VOLTAGE: 12V DC PER MODULE  
 CURRENT: 45mA PER MODULE  
 LED VIEWING ANGLE (2 0 1/2): 120°  
 MODULE THICKNESS: 5.7mm  
 PACKAGE: 20 PIECES PER REEL  
 WATER RESISTANCE IP65

## 19.6mm X 68.2mm WATER RESISTANT LED MODULES



ALL DIMENSIONS ARE REFERENCE ONLY

JKL PART NO.: ZM-1968-WW (WARM WHITE)

### Absolute Maximum Rating at TA = 25°C

Parameter	Symbol	Absolute MAX. Rating	Unit
Forward Current	IF	45	mA
Power Dissipation	PD	0.54	W
Electrostatic Discharge	ESD	800	V
Operating Temperature	Topr	-20~+40	°C
Storage Temperature	Tstg	-25~+60	°C

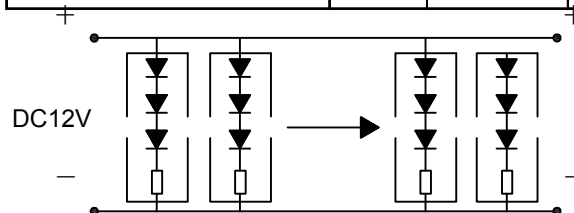
### Electrical/Optical Characteristics at TA = 25°C

Parameter	Symbol	Condition	Min	Typ	Max	Unit
Forward Voltage DC	VF	IF = 45mA	--	12	--	V
Color Temperature	TC	IF = 45mA	3000		--	K
Luminous Flux per Module	φV/Mod	IF = 45mA	--	35	--	lm/mod
Luminous Flux per Ft.	φV/Ft	--	--	75	--	lm/ft
Recommend Forward Current	IF(rec)	--	--	45	--	mA

JKL PART NO.: ZM-1968-CW (COOL WHITE)

### Electrical/Optical Characteristics at TA = 25°C

Parameter	Symbol	Condition	Min	Typ	Max	Unit
Forward Voltage DC	VF	IF = 45mA	--	12	--	V
Color Temperature	TC	IF = 45mA	6000		--	K
Luminous Flux per Module	φV/Mod	IF = 45mA	--	43	--	lm/mod
Luminous Flux per Ft.	φV/Ft	--	--	90	--	lm/ft
Recommend Forward Current	IF(rec)	--	--	45	--	mA



### NOTES:

- STANDARD MOUNTING INCLUDES ADHESIVE BACKING AND MOUNTING TABS FOR A #6 SCREW (SCREWS NOT INCLUDED).
- JKL ACCESSORIES TO BE ORDERED SEPARATELY: ZPS-1235 OR ZPS-1260 POWER SUPPLIES.
- DUE TO WIRE GAUGE USED IN THE CONSTRUCTION OF THE MODULES SERIAL RUNS SHOULD BE LIMITED TO 38 FEET OR 80 MODULES.
- POWER CONSUMPTION 1 WATTS PER FOOT.

**PLEASE REFER TO JKL APPLICATION SHEET: JKL-AS-ZM-CHANNEL-LED FOR INSTALLATION AND POWER RECOMMENDATIONS.**

### ATTENTION



OBSERVE PRECAUTION FOR HANDLING ELECTROSTATIC DISCHARGE SENSITIVE DEVICES

METRIC	DIMENSIONS ARE IN mm & (INCHES)
	TOLERANCE UNLESS OTHERWISE SPECIFIED
	1 PL +/- REF.
	2 PL +/- ANGLE +/-
THIRD ANGLE PROJECTION	
DRAWN BY L. WENGSTROM	APP'VD BY DATE L.R. 4/18/16
- CAD DRAWING -	
MANUAL REVISIONS NOT PERMITTED	

**JKL** COMPONENTS CORPORATION

TITLE  
WHITE 3-LED CHANNEL LIGHT

B	ADD IP65 TO WATER RESISTANCE	4/18/16	SIZE	FSCM NO.	DRAWING NO.	ZM-1968 MULTI
A	ADDED DIMENSIONS FOR MOUNTING HOLES	11/22/12	A	55335		
	RELEASED	2/14/12	SCALE	RELEASED DATE	REVISION DATE	REV. NO. B
REV. NO.	DESCRIPTION/ECO NUMBER	APP'VD DATE	NONE	2/14/12	4/18/16	SHEET 1 OF 1