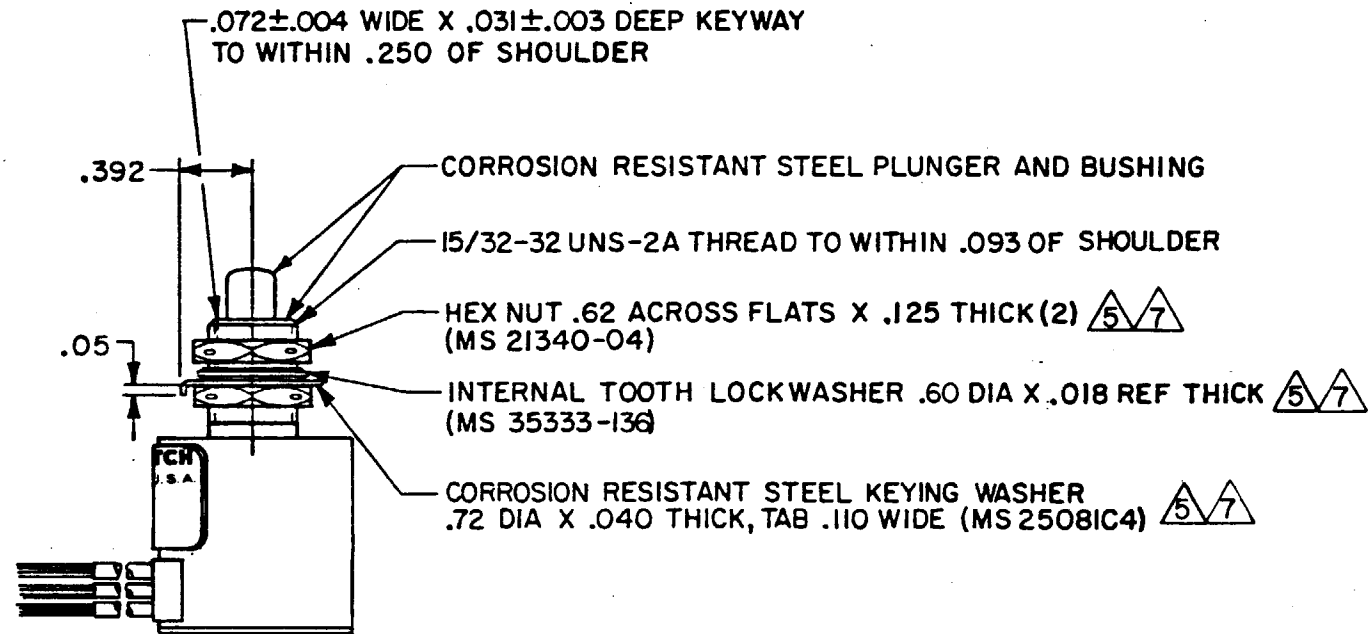
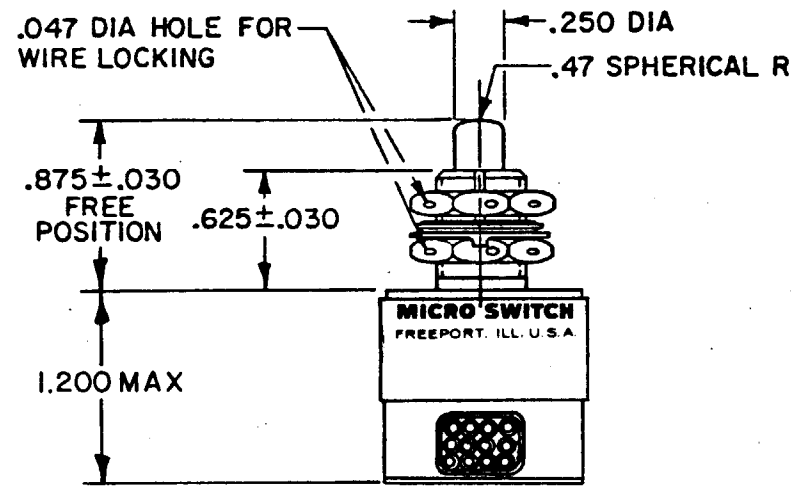
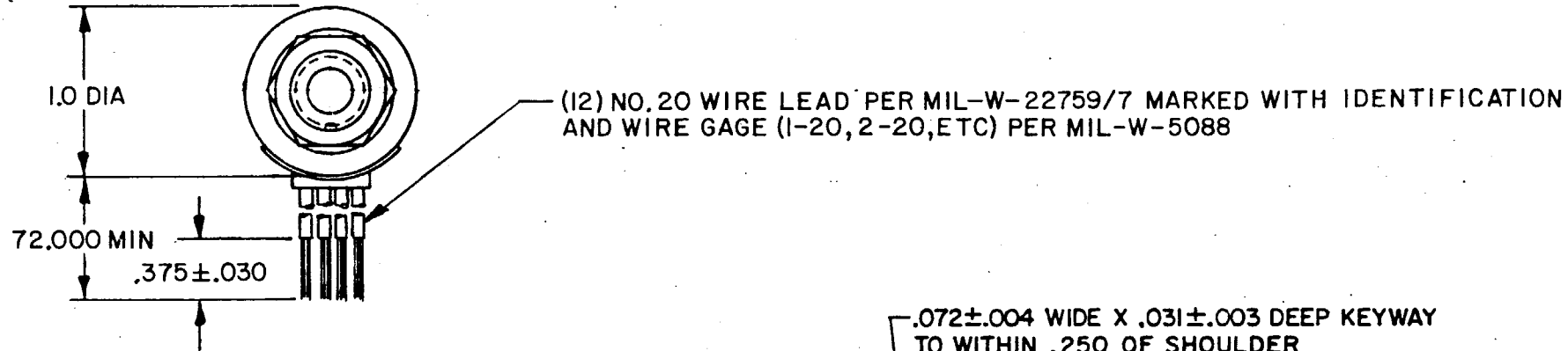
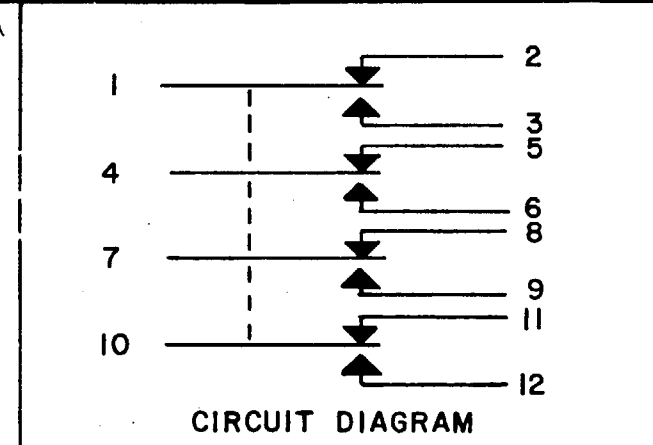


**MICRO SWITCH**  
 FREEPORT, ILLINOIS, U.S.A.  
 A DIVISION OF HONEYWELL  
 FED. MFG. CODE 91829

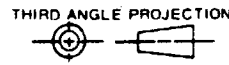
**SWITCH-ENCLOSED**

CATALOG LISTING  
**604EN51-6**



604EN51-6  
 M  
 DRAWING NUMBER  
 3  
 ISSUE  
 REVISIONS  
 A PR 16895  
 B G S  
 9 NOV 88  
 B CO  
 75 6/2 B  
 WES  
 16 AUG 93  
 CHECK  
 DJS 10 NOV 88  
 CHECK  
 BGS 9 NOV 88  
 DRAWN  
 FO-8285 1-A

THIS DRAWING COVERS A PROPRIETARY ITEM AND IS THE PROPERTY OF MICRO SWITCH, A DIVISION OF HONEYWELL. THIS DRAWING IS NOT TO BE COPIED OR USED WITHOUT THE APPROVAL OF MICRO SWITCH.



SCALE FULL

DO NOT SCALE PRINT

CHARACTERISTICS	
OPERATING FORCE	3-6 LB
FULL OVERTRAVEL FORCE	17 LB MAX
RELEASE FORCE	2 LB MIN
PRETRAVEL	.040 MAX
DIFFERENTIAL TRAVEL	.020 MAX
OVERTRAVEL	.125 MIN

ELECTRICAL DATA		
CONTACT ARRANGEMENT S P D T (4)		
LOAD	28 VDC	
	SEA LEVEL	50,000 FT.
RES	7	7
IND	4	2.5
MOTOR	4	4

UNLESS OTHERWISE SPECIFIED TOLERANCES ARE		
ONE PLACE	(.0)	± .030
TWO PLACE	(.00)	± .015
THREE PLACE	(.000)	± .005
ANGLES		±
RAW MATERIAL-COMMERCIAL STANDARD MICRO SWITCH STANDARDS APPLY. DIMENSIONS ARE TO BE MET BEFORE PROTECTIVE COATINGS ARE APPLIED.		
WEIGHT	.85 LB	

**NOTES**

- CORROSION RESISTANT STEEL ENCLOSURE
- SWITCH SEALED PER MIL-S-8805 SYMBOL 4
- COINCIDENCE OF OPERATING AND RELEASING POINTS: .010 INCH OF PLUNGER TRAVEL
- CIRCUIT DIAGRAM AND CATALOG LISTING ARE SHOWN ON NAMEPLATE
- REPLACEMENT MOUNTING HARDWARE - PACKET 19PA9 APPLICATION INFORMATION ONLY
- HARDWARE MAY BE PACKAGED UNASSEMBLED PER MIL-S-8805