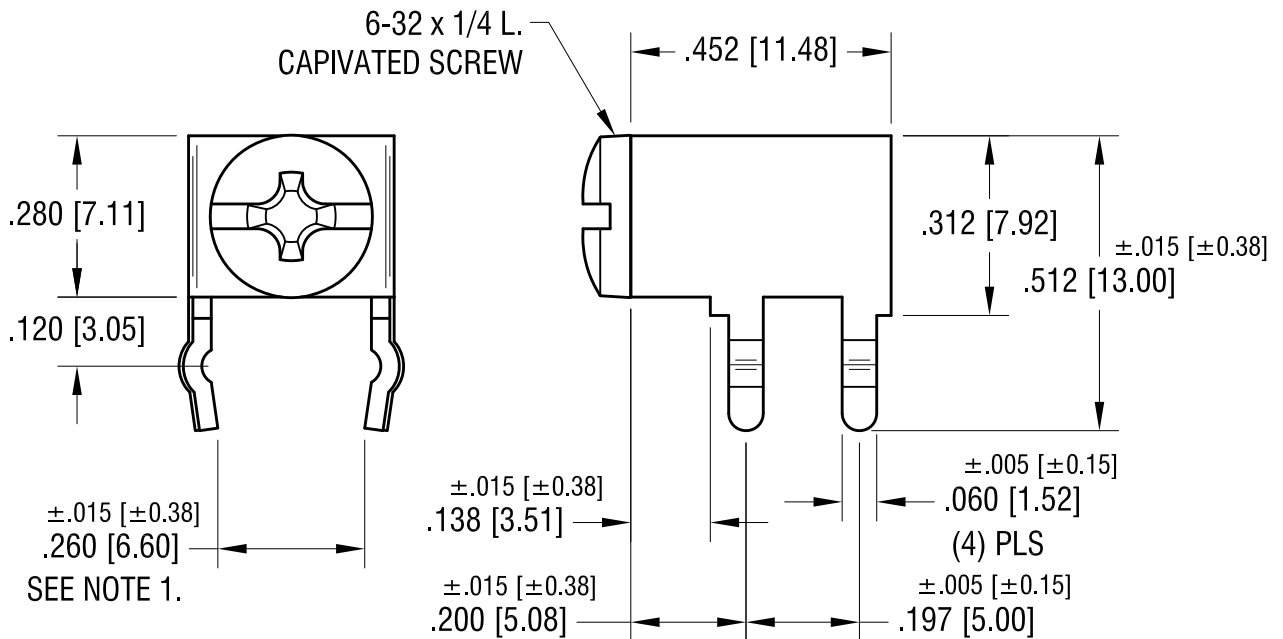
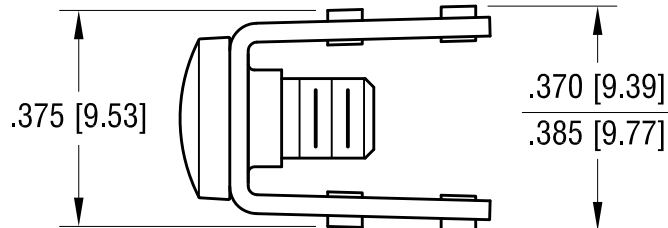
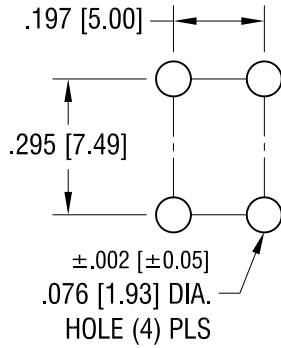


# MOUNTING DETAIL



## NOTE:

1. .260 [6.60] ±.015 [±0.38] DIMENSION  
TO BE MEASURED AT END OF LEG,  
NOT AT SEATING PLANE.
2. TERMINAL:  
MAT'L - .032 [0.81] TH'K BRASS, MATTE TIN PLATE  
SCREW:  
MAT'L - BRASS, NICKEL PLATE

6.24.10	CHANGED AS PER ECN 10-044	L
12.27.07	CHANGE AS PER ECN 07-090	K
DATE	DESCRIPTION	REV.

KEYSTONE ELECTRONICS CORP.			
ASTORIA, N.Y. 11105-2017			
PART NAME			
PC SCREW TERMINAL			
MATERIAL			
AS NOTED			
FINISH		DRN BY	DATE
AS NOTED		BOONE	9.20.93
TOLERANCES		APP'D	SCALE
DECIMAL ±.010 [±0.25]			3X
ANGULAR ± 1°		CODE	DWG NO.
UNLESS OTHERWISE SPECIFIED		C	7692