

E-Series 2-Way 0° Power Divider 5-1000 MHz

MACPES0026
V2

Features

Features

- 2 Way
- 0 Degree
- Surface Mount
- Available on Tape and Reel. Reel quantity 900

Description

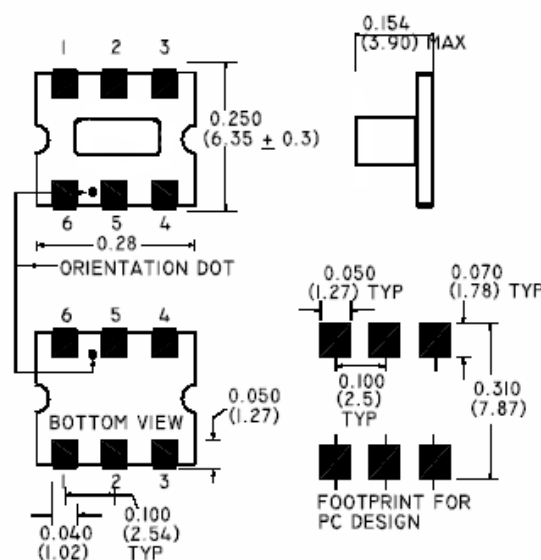
M/A-COM's MACPES0026 is a 2 Way 0° Power Divider in a low cost, surface mount package. Ideally suited for high volume cellular and wireless and CATV applications. An external 160 Ohm chip resistor is required with this part.

Pin Configuration

Pin No.	Function
2,5	Not Connected
-	External 50Ohms
1	Ground
-	Case Grounds
6	Input
4	Port 1
3	Port 2

Case Style:

SM-135 Package



Dimensions in inches [mm] Tolerance: .xx ± .02, .xxx ± .010

Absolute Maximum Ratings ^{1,2}

Parameter	Absolute Maximum
Max Power Rating	1 Watt
Internal Load Dissipation	0.125 Watt
Pin Temp (10 sec)	260°C
Storage Temp.	-55°C to 100°C

1. Exceeding any one or combination of these limits may cause permanent damage to this device.
2. M/A-COM does not recommend sustained operation near these survivability limits.

Note: Reference Application Note **M513** for reel size information.

Ordering Information

Part Number	Package
MACPES0026TR	900 piece reel

* Restrictions on Hazardous Substances, European Union Directive 2002/95/EC.

1

ADVANCED: Data Sheets contain information regarding a product M/A-COM Technology Solutions is considering for development. Performance is based on target specifications, simulated results, and/or prototype measurements. Commitment to develop is not guaranteed.

PRELIMINARY: Data Sheets contain information regarding a product M/A-COM Technology Solutions has under development. Performance is based on engineering tests. Specifications are typical. Mechanical outline has been fixed. Engineering samples and/or test data may be available. Commitment to produce in volume is not guaranteed.

- North America Tel: 800.366.2266
- Europe Tel: +353.21.244.6400
- India Tel: +91.80.4155721
- China Tel: +86.21.2407.1588

Visit www.macomtech.com for additional data sheets and product information.

M/A-COM Technology Solutions Inc. and its affiliates reserve the right to make changes to the product(s) or information contained herein without notice.

E-Series 2-Way 0° Power Divider 5-1000 MHz

MACPES0026
V2

Electrical Specifications @25°C

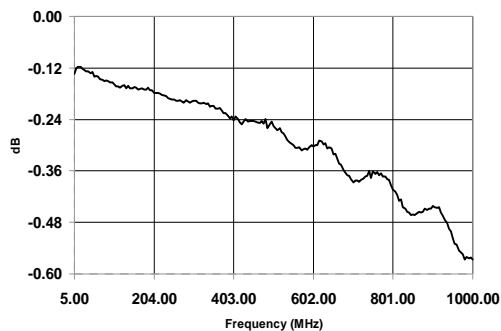
Parameter		Units	Typical	Minimum	Maximum
Frequency Range	5 - 1000	MHz	—	—	—
Insertion Loss	5 - 40 MHz	dB	0.6	—	1.0
	40 - 400 MHz	dB	0.6	—	0.8
	400 - 500 MHz	dB	0.7	—	0.8
	500-1000 MHz	dB	0.8	—	1.0
Isolation	5 - 40 MHz	dB	26	19	—
	40 - 400 MHz	dB	26	19	—
	400 - 500 MHz	dB	21	16	—
	500-1000 MHz	dB	17	10	—
Amplitude Unbalance	5 - 40 MHz	dB	—	—	0.6
	40 - 400 MHz	dB	—	—	0.4
	400 - 500 MHz	dB	—	—	0.6
	500-1000 MHz	dB	—	—	0.6
Phase Unbalance	5 - 40 MHz	°	—	—	3.0°
	40 - 400 MHz	°	—	—	3.0°
	400 - 500 MHz	°	—	—	3.0°
	500-1000 MHz	°	—	—	5.0°
Output Return Loss	5 - 40 MHz	dB	20	14	—
	40 - 870 MHz	dB	24	16	—
	40 - 1000 MHz	dB	24	16	—
Input Return Loss	5 - 40 MHz	dB	20	15	—
	40 - 870 MHz	dB	22	17	—
	40 - 1000 MHz	dB	22	16	—

E-Series 2-Way 0° Power Divider 5-1000 MHz

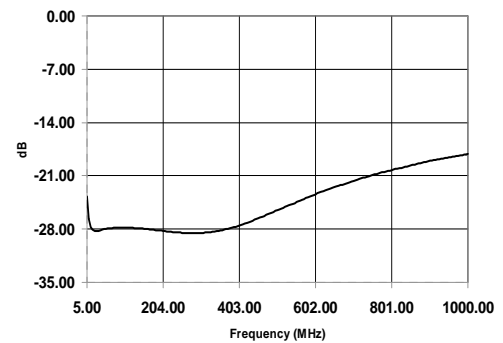
MACPES0026
V2

Typical Performance @ +25°C

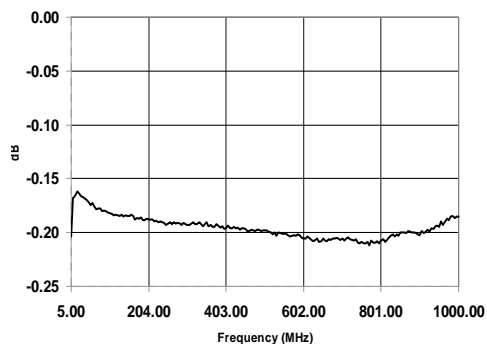
Insertion Loss



Isolation



Amplitude Unbalance



Phase Unbalance

