

Surge protection device - D-LAN-CAT.5-HC - 2800763

Please be informed that the data shown in this PDF Document is generated from our Online Catalog. Please find the complete data in the user's documentation. Our General Terms of Use for Downloads are valid (<http://phoenixcontact.com/download>)




Surge protection in acc. with Class D (CAT.5), for token ring, ISDN, DS1, Ethernet, and Power over Ethernet (PoE) "Mode A" and "Mode B". RJ45 attachment plug with separate grounding cable and snap-on foot for NS 35 DIN rails.

Your advantages

- ✓ Reliable transmission speeds up to 1 Gbps
- ✓ Protective adapter for eight signal paths via RJ45 connector
- ✓ Suitable for category 5 data networks



Key Commercial Data

Packing unit	1 pc
GTIN	 4 046356 730280
GTIN	4046356730280

Technical data

Dimensions

Height	110 mm
Width	28 mm
Depth	60 mm (incl. NS 35 adapter)

Ambient conditions

Ambient temperature (operation)	-40 °C ... 85 °C
Degree of protection	IP20

General

Housing material	PC+ABS
Flammability rating according to UL 94	V-0
Color	gray
Standards for clearances and creepage distances	VDE 0110-1
	IEC 60664

Surge protection device - D-LAN-CAT.5-HC - 2800763

Technical data

General

Mounting type	Connection-specific attachment plug and DIN rail, 35 mm
Type	Attachment plug for DIN rail mounting
Number of positions	8
Direction of action	Line-Line & Line-Ground/Shield

Protective circuit

IEC test classification	B2
	C2
	D1
VDE requirement class	B2
	C2
	D1
Maximum continuous voltage U_C	± 5 V DC
Maximum continuous voltage U_C (wire-wire)	± 5 V DC (± 57 V DC / PoE+)
Nominal current I_N	≤ 1.5 A (25 °C)
Operating effective current I_C at U_C	≤ 600 μ A
Nominal discharge current I_n (8/20) μ s (line-line)	350 A
	350 A (per signal pair)
Nominal discharge current I_n (8/20) μ s (line-earth)	2 kA (per signal pair)
Pulse discharge current I_{imp} (10/350) μ s (line-earth)	1 kA (per signal pair)
Max. discharge current I_{max} (8/20) μ s maximum (line-earth)	10 kA (per signal pair)
Nominal pulse current I_{an} (10/700) μ s (line-line)	≤ 25 A
Nominal pulse current I_{an} (10/700) μ s (line-earth)	≤ 100 A
Nominal pulse current I_{an} (10/700) μ s (line-line)	≤ 25 A (per signal pair)
Nominal pulse current I_{an} (10/700) μ s (line-earth)	≤ 100 A (per signal pair)
Output voltage limitation at 1 kV/ μ s (line-line) spike	≤ 25 V
	≤ 90 V (PoE)
Output voltage limitation at 1 kV/ μ s (line-earth) spike	≤ 750 V
Residual voltage at I_n (line-line)	≤ 35 V
	≤ 110 V (PoE)
Residual voltage at I_n (line-earth)	≤ 850 V (per signal pair)
Voltage protection level U_p (line-line)	≤ 20 V (B2 - 1 kV / 25 A)
	≤ 90 V (B2 - 1 kV / 25 A - PoE)
	≤ 35 V (700 V / 350 A)
	≤ 110 V (700 V / 350 A - PoE)
Voltage protection level U_p (line-earth)	≤ 700 V (B2 - 4 kV / 100 A)
	≤ 850 V (C2 - 4 kV / 2 kA)
Response time t_A (line-line)	≤ 1 ns
Response time t_A (line-earth)	≤ 100 ns
Input attenuation aE, sym.	≤ 0.5 dB (100 MHz/100 Ω)

Surge protection device - D-LAN-CAT.5-HC - 2800763

Technical data

Protective circuit

	≤ 1 dB (100 MHz/100 Ω/Link Class E)
Near-end crosstalk attenuation	typ. 63 dB (1 MHz/100 Ω/Link Class E)
	typ. 43 dB (16 MHz/100 Ω/Link Class E)
	typ. 30 dB (100 MHz/100 Ω/Link Class E)
	> 40 dB (100 MHz/100 Ω)
Cut-off frequency fg (3 dB), sym. in 100 Ohm system	> 100 MHz
Capacity (line-line)	typ. 15 pF (f= 1 MHz / VR= 0 V)
Capacity (line-earth)	typ. 5 pF (f= 1 MHz / VR= 0 V)
Impulse durability (line-line)	B2 - 1 kV / 25 A
Impulse durability (line-earth)	B2 - 4 kV / 100 A
	C2 - 4 kV/2 kA
	D1 - 1kA

Connection data

Connection method	RJ45
Connection method IN	RJ45 socket
Connection method OUT	RJ45 socket

Connection, equipotential bonding

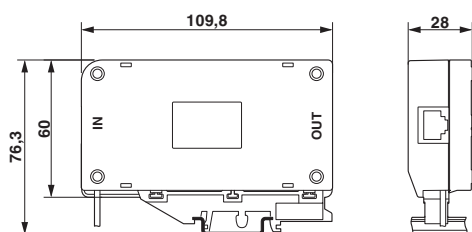
Connection method	Cable connection
-------------------	------------------

Standards and Regulations

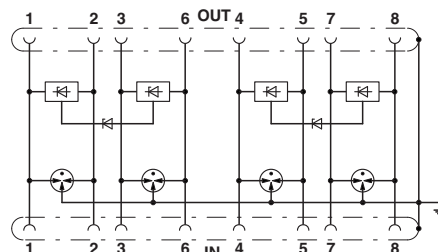
Standards/specifications	IEC 61643-21/A1 2008
	GB/T 18802.21 2004
	EN 61643-21/A1 2009
	IEC 61643-21 2000

Drawings

Dimensional drawing



Circuit diagram



Approvals

Approvals

Surge protection device - D-LAN-CAT.5-HC - 2800763

Approvals

Approvals

UL Listed

Ex Approvals

Approval details

UL Listed



<http://database.ul.com/cgi-bin/XYV/template/LISEXT/1FRAME/index.htm>

FILE E 138168

Phoenix Contact 2018 © - all rights reserved
<http://www.phoenixcontact.com>

PHOENIX CONTACT GmbH & Co. KG
Flachsmarktstr. 8
32825 Blomberg
Germany
Tel. +49 5235 300
Fax +49 5235 3 41200
<http://www.phoenixcontact.com>