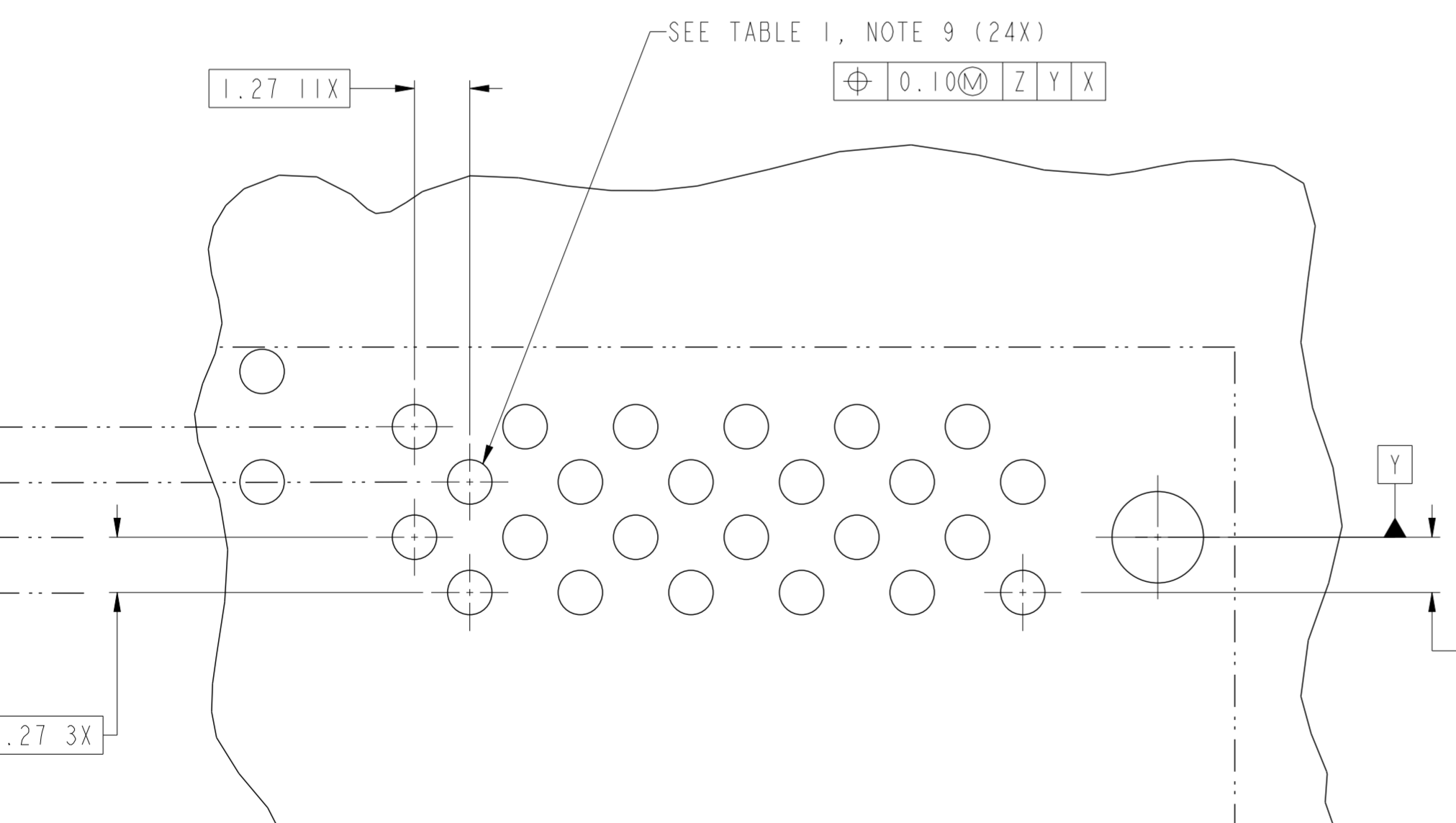
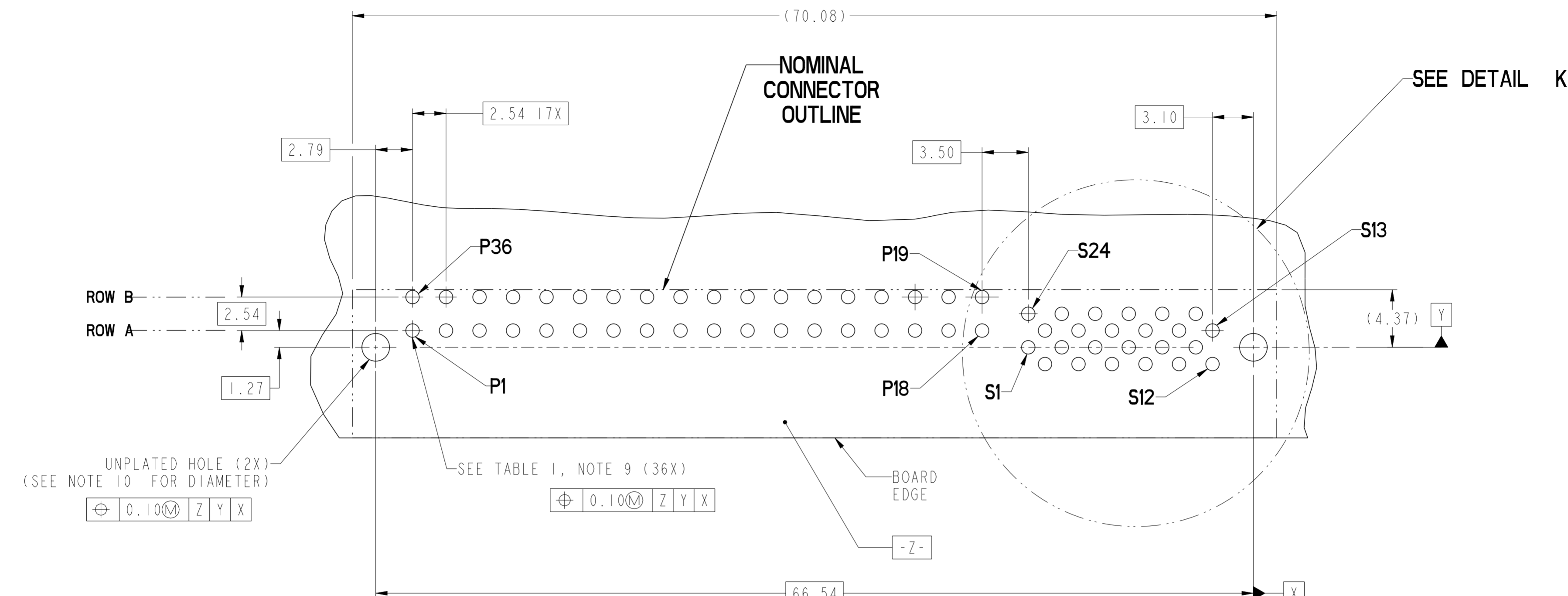
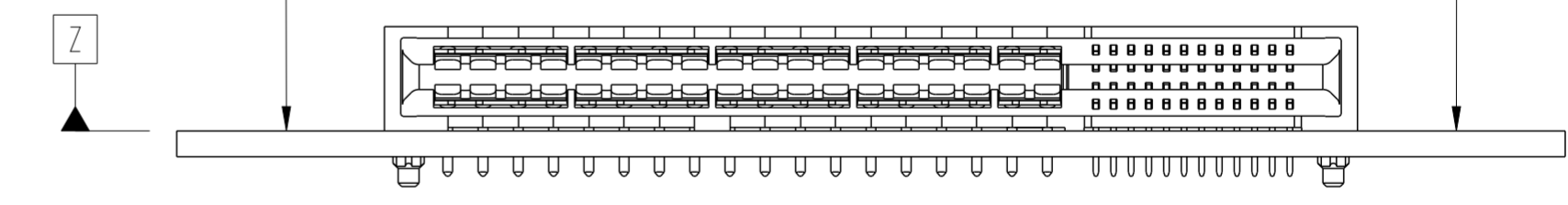


spec ref	-	dr	Chris Gieski	2010/08/27	projection	MM	size	A2	scale	4:1			
tolerance std	ASME Y14.5	eng	De-Ming Lu	2014/06/05			ecn no	ELX-DG-17838-1					
TOLERANCES UNLESS OTHERWISE SPECIFIED		chr	-	rel level			Released						
surface	linear	appr	Pei-Ming Zheng	2014/06/05	product family	HPCE	rel level	Blue					
ASME Y14.5	angular	0°	±0°	0.X	±0.3	0.XX	±0.10	0.XXX	±0.050		title R/A RECT (36P-24S) HIGH POWER CARD EDGE	dwg no 10115859	rev D
		www.fci.com	cat. no.	-	Product - Customer Drw	sheet 1 of 4							



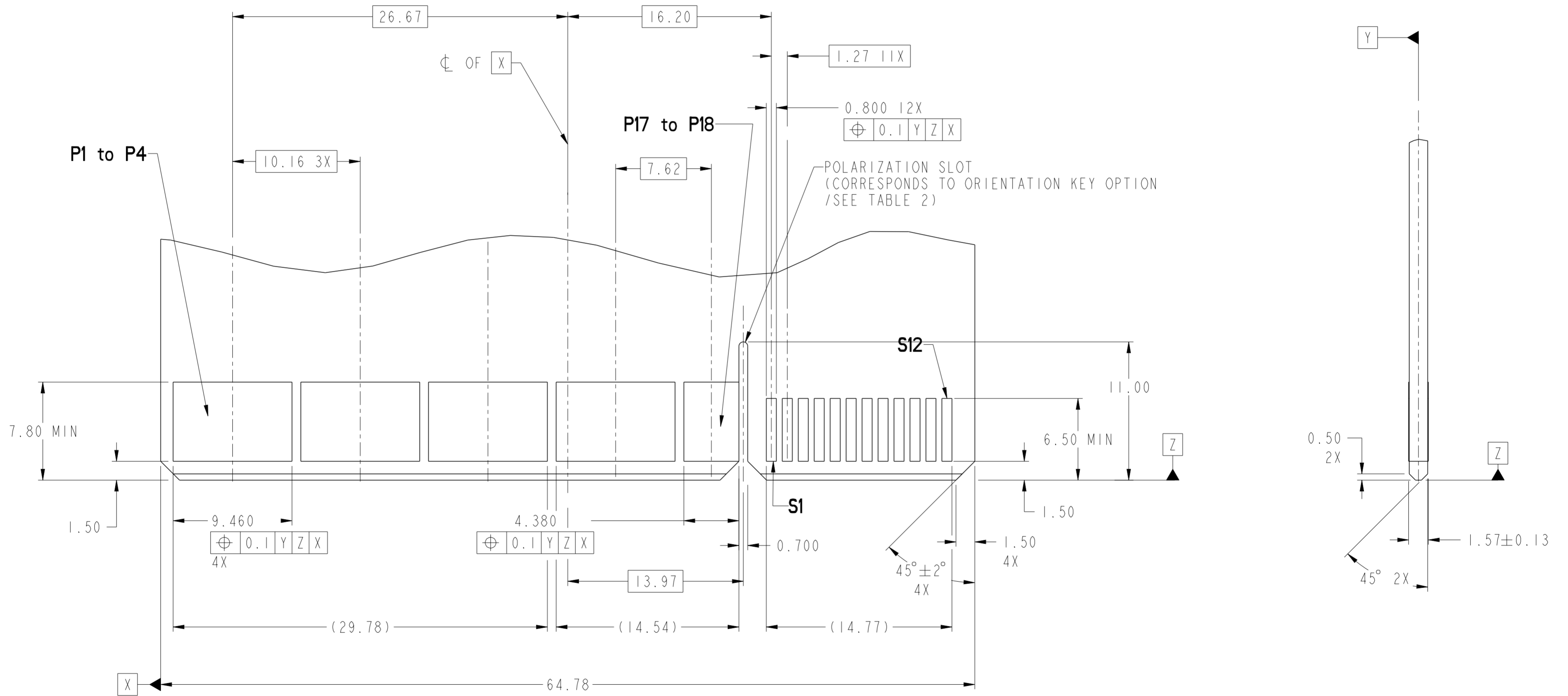
**RECOMMENDED PCB LAYOUT
VIEWED FROM CONNECTOR SIDE**



**DETAIL K
SCALE 8:1**

spec ref	-	dr	Chris Gieski	2010/08/27	projection	MM	size	A2	scale	4:1
tolerance std	ASME Y14.5	eng	De-Ming Lu	2014/06/05			ecn no	ELX-DG-17838-1		
TOLERANCES UNLESS OTHERWISE SPECIFIED		chr	-	appr			Pei-Ming Zheng	2014/06/05	product family	HPCE
surface	✓	linear	0.X	±0.3		FCI R/A RECT (36P-24S) HIGH POWER CARD EDGE	dwg no	10115859		
		0.XX	±0.10				rel level	Released		
		0.XXX	±0.050				cat. no.	-		
ASME Y14.5	angular	0°	±°		www.fci.com	Product - Customer Drw	sheet 2 of 4			

CONTACT TYPE	TOP LAYER DESCRIPTION	TABLE 1 (HPCE / SOLDER TAILS) PLATED THROUGH-HOLE REQUIREMENTS				
		DRILLED HOLE DIAMETER	COPPER THICKNESS	TIN-LEAD THICKNESS	TIN THICKNESS	FINISHED HOLE DIAMETER
POWER & SIGNAL	TIN-LEAD	1.10-1.16 (1.15 DRILL)	0.025 - 0.050	0.005 - 0.015	--	0.94 - 1.10
	IMMERSION TIN	1.10-1.16 (1.15 DRILL)	0.025 - 0.050	--	0.9 - 1.5um	0.94 - 1.10
	COPPER (SEE NOTE 8)	1.10-1.16 (1.15 DRILL)	0.025 - 0.050	--	--	0.94 - 1.10



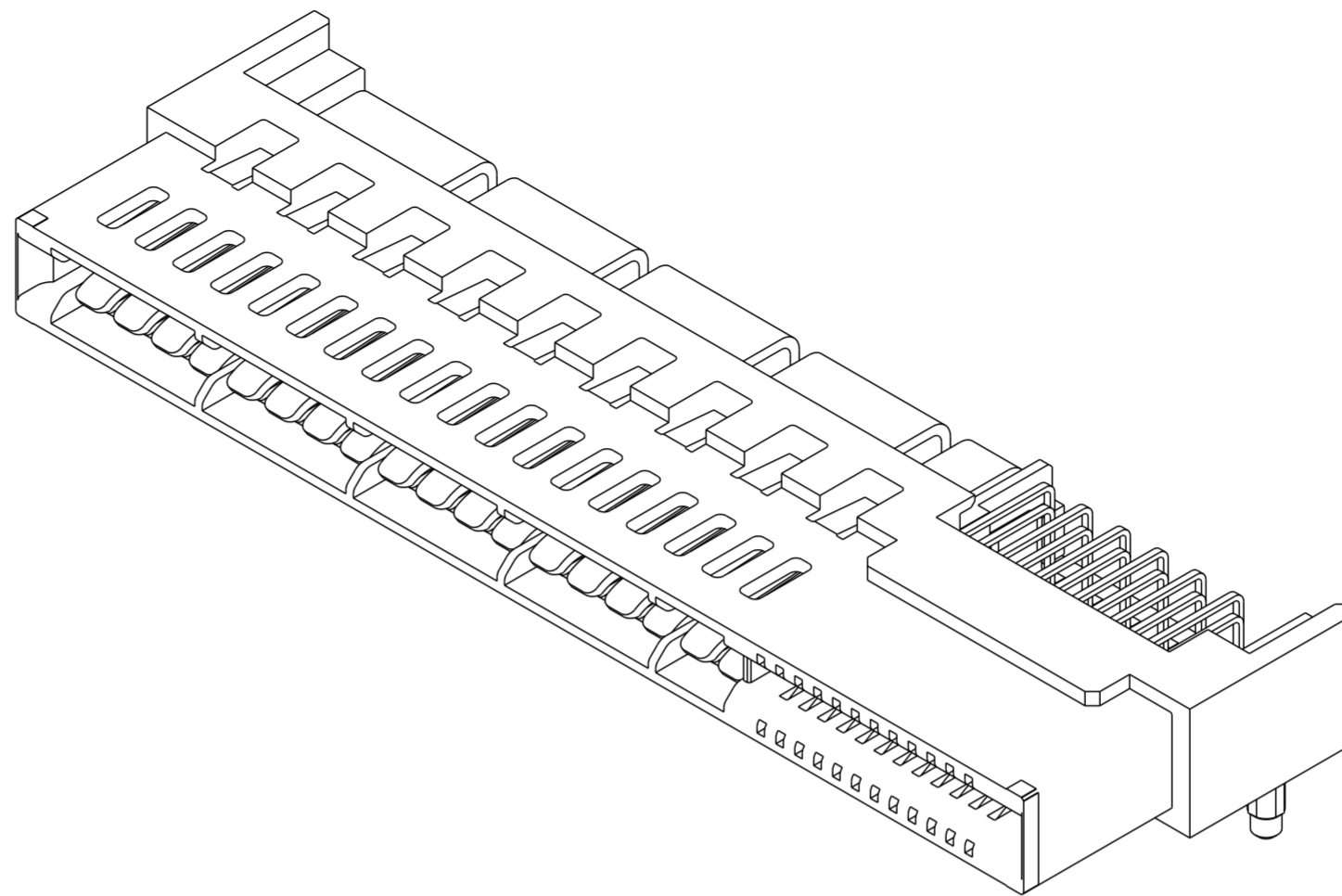
RECOMMENDED MATING BOARD FOOTPRINT

spec ref	-	dr	Chris Gieski	2010/08/27	projection	MM	size	A2	scale	4:1
tolerance std	ASME Y14.5	eng	De-Ming Lu	2014/06/05	chr	-	ecn no	ELX-DG-17838-1	rel level	Released
surface	✓	appr	Pei-Ming Zheng	2014/06/05	product family	HPCE	dwg no	10115859	rev	D
ASME Y14.5	linear	0.X	±0.3	0.XX	±0.10	0.XXX	±0.050	angular	0°	±°
		www.fci.com		cat. no.		Product - Customer Drw		sheet 3 of 4		



HPCE PART NUMBER (TABLE 2)

PART NUMBER	TAIL TYPE	HOLD-DOWN OPTION	ORIENTATION KEY	DIM "A" TYPICAL TAIL LENGTH	
10115859-001LF	SOLDER TAIL	NO	YES	3.25±0.25	
10115859-002LF			NO		
10115859-003LF		YES	YES		
10115859-004LF			NO		
10115859-005LF		NO	YES		4.05±0.25
10115859-006LF			NO		
10115859-007LF		YES	YES		
10115859-008LF			NO		
10115859-009LF		NO	YES	4.85±0.25	
10115859-010LF			NO		
10115859-011LF		YES	YES		
10115859-012LF			NO		
10115859-013LF \triangle		NO	YES		2.60±0.25
10115859-014LF \triangle			NO		
10115859-015LF \triangle			YES		
10115859-016LF \triangle			NO		



NOTES:

- CONNECTOR MATERIALS:
 HOUSING: HIGH TEMPERATURE THERMAL PLASTIC, BLACK
 UL 94V-0 COMPLIANT
 CONTACTS: HIGH PERFORMANCE COPPER ALLOY.
- CONTACT FINISH REF. GS-12-604 SECTION 5.2.
- PRODUCT SPECIFICATION: GS-12-604.
- APPLICATION SPECIFICATION: GS-20-128.
- PRODUCT MARKING (FCI - PART NUMBER & DATE CODE) ON HOUSING IN AREA SHOWN.
- PACKAGING MEETS FCI SPECIFICATION GS-14-937.
- HOUSING COMPONENT WILL WITHSTAND EXPOSURE TO 260°C PEAK TEMPERATURE FOR 60 SECONDS IN A CONVECTION, INFRA-RED, OR VAPOR PHASE REFLOW OVEN.
- COPPER PLATING THICKNESS IN CENTER OF VIA-HOLE CAN BE NO MORE THAN 0.003 LESS THAN OTHER AREAS.
- ALL HOLE SIZES ARE FINISHED HOLE SIZES.
- MOUNTING HOLES ARE UNPLATED
 \varnothing 2.10 +/- 0.1 FOR SOLDER TAILS
- \triangle A \triangle SYMBOL WILL BE NEXT TO ANY DIMENSION, VIEW, OR NOTE WHICH HAS BEEN MODIFIED WITH THE CURRENT DRAWING REVISION.

Copyright FCI.

spec ref	-	dr	Chris Gieski	2010/08/27	projection	MM	size	A2	scale	4:1	
tolerance std	ASME Y14.5	eng	De-Ming Lu	2014/06/05			ecn no	ELX-DG-17838-1			
TOLERANCES UNLESS OTHERWISE SPECIFIED		chr	-	appr			Pei-Ming Zheng	2014/06/05	product family	HPCE	rel level
surface	linear	0.X	±0.3		title R/A RECT (36P-24S) HIGH POWER CARD EDGE		dwg no	10115859			
		0.XX	±0.10		www.fci.com	cat. no.	-	Product - Customer Drw	sheet 4 of 4		
	angular	0°	±°		PDS: Rev :D		STATUS:Released		Printed: Jun 06, 2014		