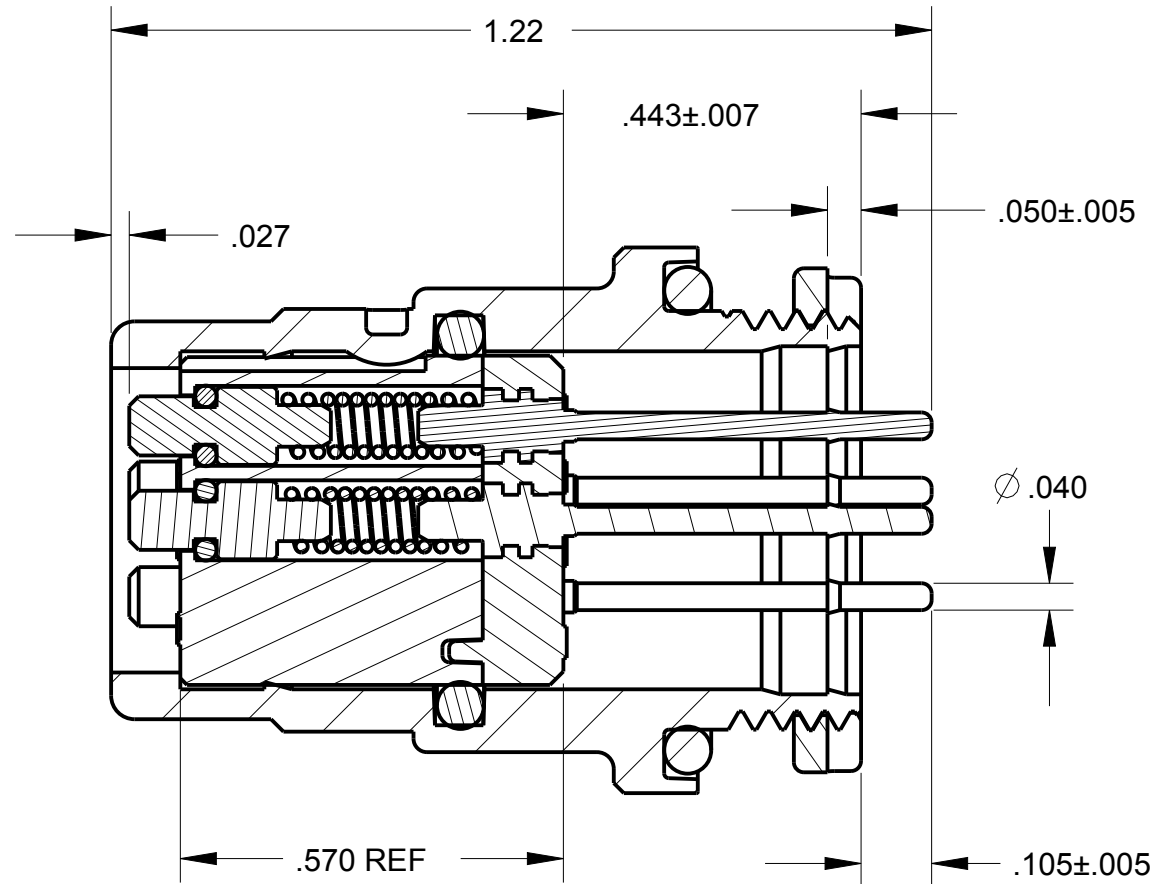
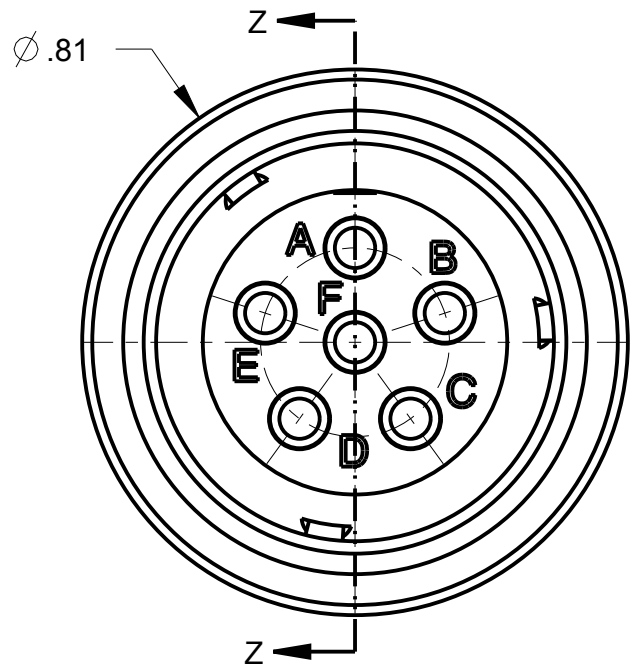
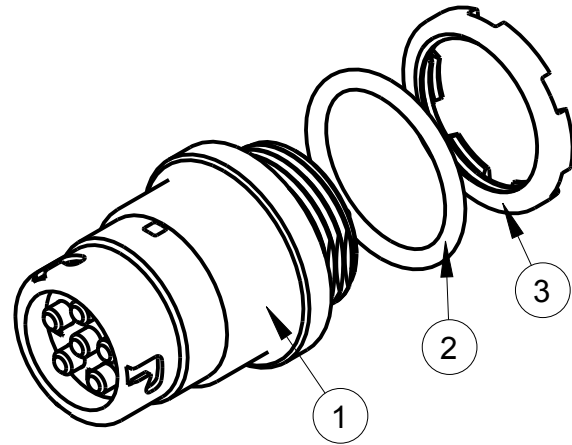
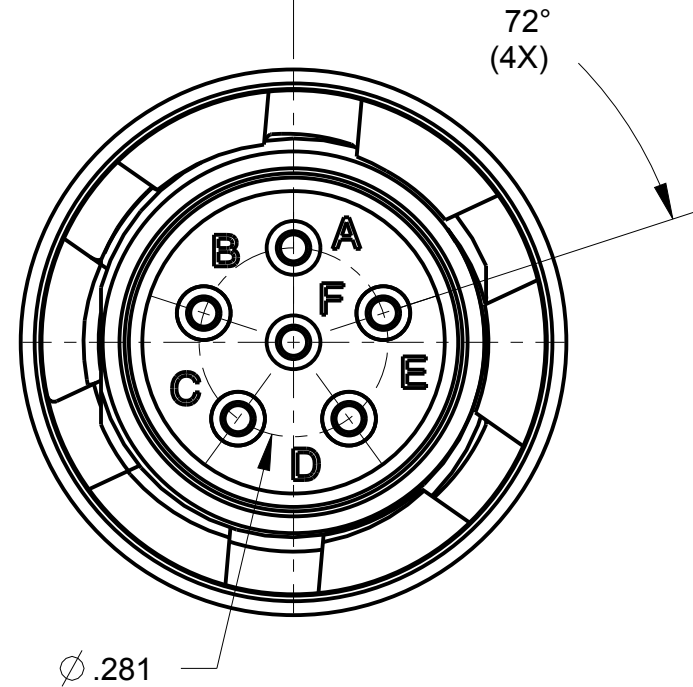


ITEM #	PART #	QTY	DESCRIPTION
1	AJ-146PC-37	1	JACK 6 COND PC-PM
2	AJ-146PC-31	1	O-RING
3	AJ-146PC-33	1	NUT PM

B AJ-146PC



SECTION Z-Z



- NOTES:
- CONNECTOR MUST BE SHIPPED WITH SUITABLE MEANS TO PROTECT PC TAILS.
 - AIR PRESSURE TEST AT 28.4 PSI PER PARA #3.6.2, CONTACT RESISTANCE TEST PER PARA #3.5.3 & SAMPLE SIZES PER PARA #4.6.3.1 OF MIL-DTL-55116. TEST DATA TO BE SHIPPED WITH PARTS
 - 2 CONNECTORS MUST PASS WATER IMMERSION TEST PER MIL-STD-510F, METHOD 512.4 TO A DEPTH OF 20 METERS.TEST DATA TO BE SHIPPED WITH PARTS

THIS DOCUMENT CONTAINS PROPRIETARY INFORMATION OF NEXUS,INCORPORATED AND SUCH INFORMATION MAY NOT BE DISCLOSED TO OTHERS FOR ANY PURPOSE OR USED FOR ANY PURPOSE WITHOUT THE WRITTEN CONSENT OF NEXUS.

A	NEW RELEASE		9/22 2011	HR
LET.	REVISION	CN #	DATE	CHK.

DWN.BY HR	DATE Sep-13-11	MATERIAL		
CHECKED BY	DATE	FINISH		
APPR.BY	DATE	WEIGHT —	SCALE = 1.00 :1	NEXUS STAMFORD,CONN
UNLESS OTHERWISE SPECIFIED: DIMENSIONS ARE IN INCHES &/OR [mm] TOLERANCES: DECIMAL: .XX[X.X] .XXX[XX.XX] ± .01[0.3] ± .003[0.08] FRACTION: X/X ± 1/64 ANGLES: .X ± .5°		TITLE CONNECTOR SUBASSEMBLY 6 PIN PCB TAILS		
		DO NOT SCALE DWG.	SHEET 1 OF 1	
		SIZE B	DWG. NO. AJ-146PC	