


DMC30 WIRING SYSTEM SERVICE KIT

For the AIRBUS A300, A310, A320, A330, & A340



DMC30 for the Airbus A300, A310, A320, A330, & A340

THE MAINTENANCE PROBLEM...

Modern aircraft have complicated electrical wiring systems containing many different connectors, contacts and terminals, the repair of which require precision tools.

It is not a cost effective use of the time of your technical staff to start from scratch and try to become intimately knowledgeable about which precision tools must be used to repair each electrical connector, contact and terminal when DMC has already performed this task for the Airbus A300, A310, A320, A330, & A340.

AOG TIME CONSTRAINTS. Once the aircraft becomes inoperable because of a connector failure, it is imperative to be able to replace the connector, contact or terminal as quickly as possible to avoid revenue loss due to AOG. The DMC30 kit supplies your staff with both the information and the tools necessary to make this type of repair to the Airbus A300, A310, A320, A330, or A340 in the shortest time possible.

THE DMC SOLUTION...

TOOLING RESEARCH. DMC has already researched the list of connectors for the Airbus A300, A310, A320, A330, & A340 and has identified the most common tools required to maintain the electrical connectors. DMC has cross referenced tools to the connectors, contacts and terminals eliminating costly and time-consuming research which would otherwise have to be performed by your local technicians.

IMMEDIATE AVAILABILITY OF TOOLS AND TECHNICAL INFORMATION. The DMC30 kit contains the tooling to connector, contact and terminal cross reference information which indicate the particular tool(s) that should be selected to repair a specific connector, contact, or terminal. In addition, the kit also contains illustrated operating instructions for the required tooling.

ALL IN ONE. Since these tools, together with their operating instructions, are contained in a single kit, the connector repair can be made in the shortest time possible, thus permitting a rapid return of your aircraft to service. Tool kit supplied in an environmentally sealed fiberglass case and includes: Name Plate, Foam Pads/Inserts, Contents Charts, Instruction Charts, and Tool Selection Charts.



Actual Kit may vary from example shown.

DMC30


















DMC **DANIELS**
MANUFACTURING
CORPORATION

DANIELS MANUFACTURING CORP., 526 THORPE ROAD, ORLANDO, FL 32824, USA
PHONE (407) 855-6161 • FAX (407) 855-6884 • www.DMCTools.com • E-MAIL: DMC@DMCTools.com

DMC30 WIRING SYSTEM SERVICE KIT

For the AIRBUS A300, A310, A320, A330, & A340

DMC30 TOOL AND ACCESSORY LIST

	3	Crimp Tools
	17	Positioners
	6	Turret Heads
	18	Die Sets
	2	Single Position Heads
	1	Universal Turret Head
	1	In-Service Inspection Gage
	14	Metal Insertion Tools
	17	Metal Removal Tools
	155	Plastic Ins/Rem Tools
	4	Contact gages
	4	Unwired Contact Removal Tools w/ Probes
	1	Wire Cutter
	2	Wire Strippers
	1	Die Removal Tool
	1	Hex Wrench
	4	Contact Retention Testers
	1	X-Acto Knife

TOOL KIT CONFIGURATION

Type of Case	Portable
Number of Cases	1
Color	Yellow
Type of Construction	Fiberglass/Aluminum
Application	Airbus A300,A310,A320,A330,A340
Coverage	Airframe Connectors
	Terminals size 12 AWG and Smaller
	Coaxial Connectors
Type of Inserts	Unicellular Polyethylene Foam with Die Cut Tool Cavities

DMC30 CONNECTOR COVERAGE

MANUFACTURER	SERIES
Air LB	Junction Modules
AMP	RME Series, RF Coaxial
Deutsch	Common Termination System, SRE/ SREL, FDBA Series
Edison	Fire Detection Connectors
Flight	FC, FH, FHZ Series
ITT Cannon	BKAD/E, CA-KE, DBA, DPAMA, DPDMA, DPXMA, HTAMF, PV Series
Matrix Science	MB, 983 Series
Radiall	DSX, JT, NSX Series
Socapex	RJT, 992 Series
Souriau	S600, 8T, 8525, 8526, 8533, 8559, 8665, 892 Series
MIL-C-26482	Series 1, 2
MIL-C-26500	Firewall Connectors
MIL-C-38999	Series 1, 2
MIL-C-5015	3450 Series
MIL-C-83723	Series 3
MIL-T-7928	Insulated Terminals & Splices

Tools contained in this kit have been selected based upon their suitability to service the related connector or contact indicated. Military Standard tools have been utilized wherever possible.

These tools are not necessarily the production tools used to manufacture the aircraft and therefore, these tools may or may not correspond to the tools listed in the OEM wiring manual and/or the Chapter 20 Standard Wiring Practices Manual list of approved tooling.

DATA PACKAGE

TOOL/ACCESSORY INSTRUCTION SHEET	
M22520/1-01 CRIMP TOOL (DANIELS AFB)	M22520/2-01 CRIMP TOOL (DANIELS AFB)
CONTENTS CHART	
COMPARTMENT A	
CONTENTS CHART	
SELECTION CHART	

Actual Charts and Sheets may vary from examples shown.

DANIELS MANUFACTURING CORP., 526 THORPE ROAD, ORLANDO, FL 32824, USA

PHONE (407) 855-6161 • FAX (407) 855-6884 • www.DMCTools.com • E-MAIL: DMC@DMCTools.com