



Cree Performance XHP70 LED Module

Power of Cree XHP Series in Standard and Custom LED modules

Data Sheet

Illumination Accelerated

Design Faster – use standard, UL-listed modules

Superior Performance & Cost – top flux bin LEDs at competitive prices

Thermal Interface Included – pre-installed to simplify assembly

Add Standard Optics – configured for off-the-shelf optics

Primary Applications



| | |
|---------------|----------|
| High Mast | Canopy |
| Streetlight | Garage |
| Stadium | Portable |
| Architectural | High bay |



Superior Performance in Standard & Custom Modules

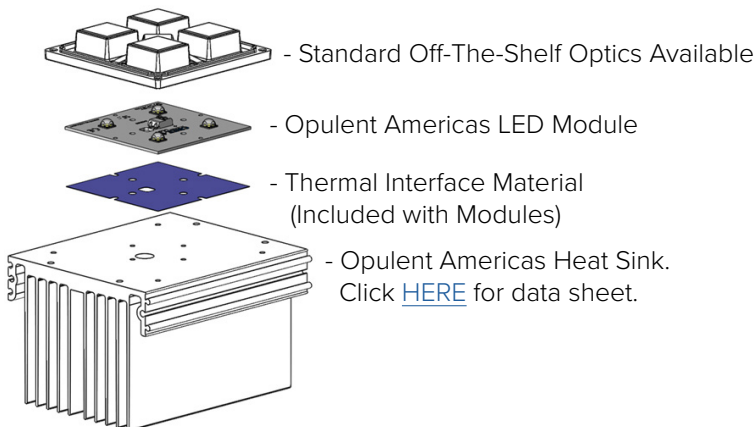
- Market leading L90 & L70 lifetimes, even in high stress conditions
- 70, 80, and 90 CRI LEDs available
- Metal core PCB for optimal thermal management
- Configurable with off the shelf optics, and heat sinks
- Private label or custom designs available

Simplify Your Next Design

The Cree performance modules, built with Cree SC5 technology, are an off-the-shelf platform to rapidly move from prototype to finished LED lighting fixture. These versatile building blocks are UL-listed and include Cree XHP35, XHP50 & XHP70 LEDs in square, linear or rectangle formats. The thermal interface is already installed with easy to use connectors to help simplify the lighting design and get to market faster. These competitively priced modules come in a range of lumen outputs and can achieve both DLC Premium or DLC Standard lumens per watt specifications.

Integrate Further

Opulent Americas also offers standard heat sinks and fully assembled IP-rated modules.



About Opulent Americas

Opulent Americas, part of Singapore based Opulent Group, is a fully integrated, global manufacturer for the lighting, automotive and medical industries. Through 30 years of manufacturing experience and state-of-the-art facilities, the company offers leading solid state lighting components and modules. The NC-based office provides quick engineering & sales support with an R&D lab to provide prototype development and custom solutions. See Opulent-Americas.com for more information.



XHP70 Series Specifications

Product Selection Table

| Configuration | LED Layout | Part Number | CCT | CRI | Binning | Luminous Flux (lm) | | Efficacy Nominal (lm/W) | Watts (W) | |
|-----------------------|------------|------------------------|-------|-----|---------|--------------------|-------|-------------------------|-----------|------------------------|
| | | | | | | Nominal | Max | | Nominal | Max |
| Square ⁽¹⁾ | Single | XHP70A-0S-01-0D0HM227G | 2700K | 80 | 3-Step | 1380 | 2639 | 113 | 12.1 | 30 |
| Square ⁽¹⁾ | Single | XHP70A-0S-01-0D0BM430E | 3000K | 70 | 5-Step | 1485 | 2839 | 122 | 12.1 | 30 |
| Square ⁽¹⁾ | Single | XHP70A-0S-01-0D0BN240E | 4000K | 70 | 5-Step | 1590 | 3040 | 131 | 12.1 | 30 |
| Square ⁽¹⁾ | Single | XHP70A-0S-01-0D0BN450E | 5000K | 70 | 5-Step | 1710 | 3270 | 140 | 12.1 | 30 |
| Square ⁽¹⁾ | Single | XHP70A-0S-01-0D0BN40E2 | 5700K | 70 | ANSI | 1710 | 3270 | 140 | 12.1 | 30 |
| Linear ⁽¹⁾ | 1x2 | XHP70A-0L-02-0D0HM227G | 2700K | 80 | 3-Step | 2760 | 5278 | 113 | 24.2 | 60 |
| Linear ⁽¹⁾ | 1x2 | XHP70A-0L-02-0D0BM430E | 3000K | 70 | 5-Step | 2970 | 5678 | 122 | 24.2 | 60 |
| Linear ⁽¹⁾ | 1x2 | XHP70A-0L-02-0D0BN240E | 4000K | 70 | 5-Step | 3180 | 6080 | 131 | 24.2 | 60 |
| Linear ⁽¹⁾ | 1x2 | XHP70A-0L-02-0D0BN450E | 5000K | 70 | 5-Step | 3420 | 6541 | 140 | 24.2 | 60 |
| Linear ⁽¹⁾ | 1x2 | XHP70A-0L-02-0D0BN40E2 | 5700K | 70 | ANSI | 3420 | 6541 | 140 | 24.2 | 60 |
| Linear ⁽¹⁾ | 1x3 | XHP70A-0L-03-0D0HM227G | 2700K | 80 | 3-Step | 4140 | 7917 | 113 | 36.3 | 90 |
| Linear ⁽¹⁾ | 1x3 | XHP70A-0L-03-0D0BM430E | 3000K | 70 | 5-Step | 4455 | 8517 | 122 | 36.3 | 90 |
| Linear ⁽¹⁾ | 1x3 | XHP70A-0L-03-0D0BN240E | 4000K | 70 | 5-Step | 4770 | 9120 | 131 | 36.3 | 90 |
| Linear ⁽¹⁾ | 1x3 | XHP70A-0L-03-0D0BN450E | 5000K | 70 | 5-Step | 5130 | 9811 | 140 | 36.3 | 90 |
| Linear ⁽¹⁾ | 1x3 | XHP70A-0L-03-0D0BN40E2 | 5700K | 70 | ANSI | 5130 | 9811 | 140 | 36.3 | 90 |
| Linear ⁽¹⁾ | 1x4 | XHP70A-0L-04-0D0HM227G | 2700K | 80 | 3-Step | 5520 | 10556 | 113 | 48.4 | 100/119 ⁽²⁾ |
| Linear ⁽¹⁾ | 1x4 | XHP70A-0L-04-0D0BM430E | 3000K | 70 | 5-Step | 5940 | 11356 | 122 | 48.4 | 100/119 ⁽²⁾ |
| Linear ⁽¹⁾ | 1x4 | XHP70A-0L-04-0D0BN240E | 4000K | 70 | 5-Step | 6360 | 12160 | 131 | 48.4 | 100/119 ⁽²⁾ |
| Linear ⁽¹⁾ | 1x4 | XHP70A-0L-04-0D0BN450E | 5000K | 70 | 5-Step | 6840 | 13081 | 140 | 48.4 | 100/119 ⁽²⁾ |
| Linear ⁽¹⁾ | 1x4 | XHP70A-0L-04-0D0BN40E2 | 5700K | 70 | ANSI | 6840 | 13081 | 140 | 48.4 | 100/119 ⁽²⁾ |
| Square ⁽¹⁾ | 2x2 | XHP70A-0S-04-0D0HM227G | 2700K | 80 | 3-Step | 5520 | 10556 | 113 | 48.4 | 100/119 ⁽²⁾ |
| Square ⁽¹⁾ | 2x2 | XHP70A-0S-04-0D0BM430E | 3000K | 70 | 5-Step | 5940 | 11356 | 122 | 48.4 | 100/119 ⁽²⁾ |
| Square ⁽¹⁾ | 2x2 | XHP70A-0S-04-0D0BN240E | 4000K | 70 | 5-Step | 6360 | 12160 | 131 | 48.4 | 100/119 ⁽²⁾ |
| Square ⁽¹⁾ | 2x2 | XHP70A-0S-04-0D0BN450E | 5000K | 70 | 5-Step | 6840 | 13081 | 140 | 48.4 | 100/119 ⁽²⁾ |
| Square ⁽¹⁾ | 2x2 | XHP70A-0S-04-0D0BN40E2 | 5700K | 70 | ANSI | 6840 | 13081 | 140 | 48.4 | 100/119 ⁽²⁾ |

⁽¹⁾ Nominal product performance at 1050mA Tj = 85°C.

⁽²⁾ Input power not to exceed 100W for UL Class 2. Suitability for usage in other than Class 2 circuits shall be determined in the end-product investigation.

⁽³⁾ Cree XLamp XHP70 LED order codes specify only a minimum flux bin and not a maximum. Opulent Americas may ship modules in flux bins higher than the minimum specified by the order code without advance notice. Shipments will always adhere to the chromaticity bin restrictions specified by the order code.



XHP70 Series Specifications

Order Code Formatting



XHP70 Series Specifications

Electrical Characteristics

| Part Number | Forward Voltage (V) | | Typical Thermal Resistance - Junction to Solder Point (°C/W) RTh J-HS |
|----------------|---------------------|---------|--|
| | Typical | Maximum | |
| XHP70A-0S-01-x | 11.6 | 12.4 | 0.9 |
| XHP70A-0L-02-x | 23.2 | 24.8 | 0.9 |
| XHP70A-0L-03-x | 34.8 | 37.2 | 0.9 |
| XHP70A-0L-04-x | 46.4 | 49.6 | 0.9 |
| XHP70A-0S-04-x | 46.4 | 49.6 | 0.9 |

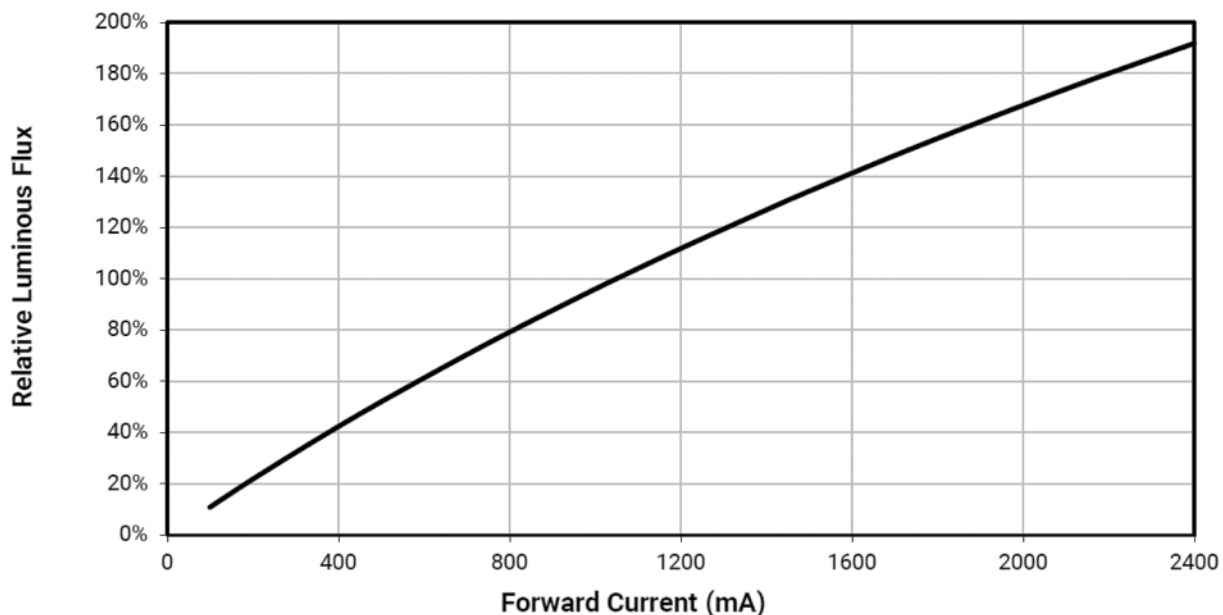
Intended for connection to a class 2 power source with a maximum operating voltage of 50 Vdc

Maximum Ratings

| Part Number | DC Current (A) | Tsp Temp (°C) | Power (W) |
|----------------|----------------|---------------|------------------------|
| XHP70A-0S-01-x | 2.4 | 105 | 30 |
| XHP70A-0L-02-x | 2.4 | 105 | 60 |
| XHP70A-0L-03-x | 2.4 | 105 | 90 |
| XHP70A-0L-04-x | 2.4 | 105 | 100/119 ⁽¹⁾ |
| XHP70A-0S-04-x | 2.4 | 105 | 100/119 ⁽¹⁾ |

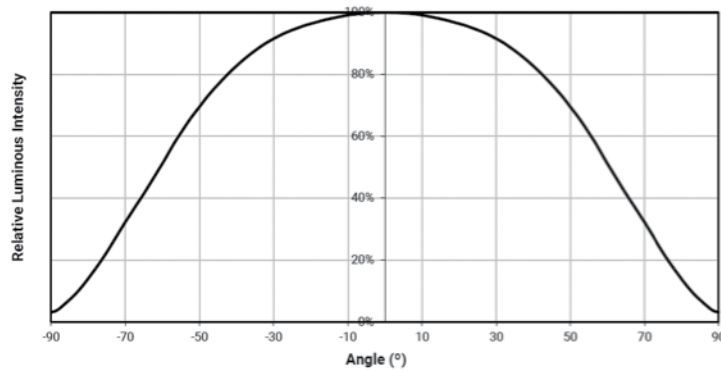
⁽¹⁾ Input power not to exceed 100W for UL Class 2. Suitability for usage in other than Class 2 circuits shall be determined in the end-product investigation.

Relative Flux Vs Board Current (TJ = 85°C)



XHP70 Series Specifications

Spatial Distribution



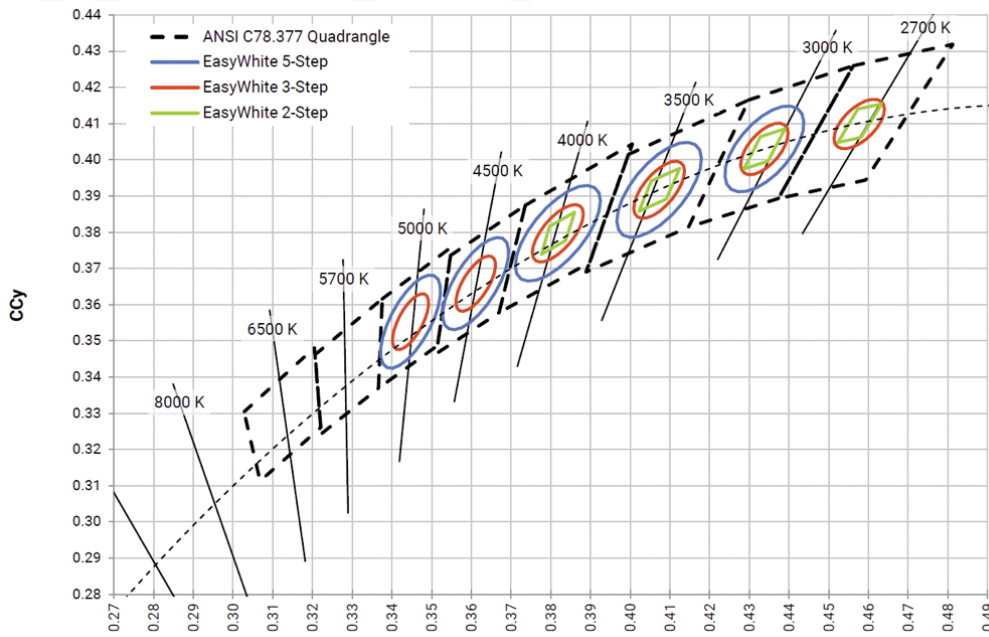
Performance Groups – Chromaticity

| Binning | CCT | X | Y |
|---------|-------|--------|--------|
| ANSI | 5700K | 0.3207 | 0.3462 |
| | | 0.3376 | 0.3616 |
| | | 0.3366 | 0.3369 |
| | | 0.3222 | 0.3243 |

| Binning | CCT | Center Point | | Major Axis | | Rotation Angle (°) |
|---------|-------|--------------|--------|------------|---------|--------------------|
| | | X | Y | a | b | |
| 5-Step | 5000K | 0.3447 | 0.3553 | 0.01400 | 0.00520 | 65.0 |
| 5-Step | 4000K | 0.3818 | 0.3797 | 0.001420 | 0.00550 | 61.5 |
| 5-Step | 3000K | 0.4338 | 0.4030 | 0.01390 | 0.00680 | 53.2 |
| 3-Step | 2700K | 0.4577 | 0.4099 | 0.01350 | 0.00700 | 48.5 |

XHP70 Series Specifications

Standard White Chromaticity Regions Plotted On The CIE 1931 Curve



XHP70 Series Specifications

Thermal Interface Properties

| Property | Test Method | Value | Unit |
|----------------------|-------------|--------------------|-------|
| Color | - | Blue | - |
| Thickness | ASTM D374 | 0.3 | mm |
| Construction | - | Silicone / Ceramic | - |
| Temperature Range | EN344 | -50-200 | °C |
| Breakdown Voltage | ASTM D149 | >8.0 | Kv/mm |
| Flame Rating | UL94 | V-0 | - |
| Thermal Conductivity | ASTM D5470 | 3.0 | W/m-K |

Intended for connection to a class 2 power source with a maximum operating voltage of 50 Vdc

Note: Release liner must be removed for proper thermal performance. Do not remove thermal Interface Material.

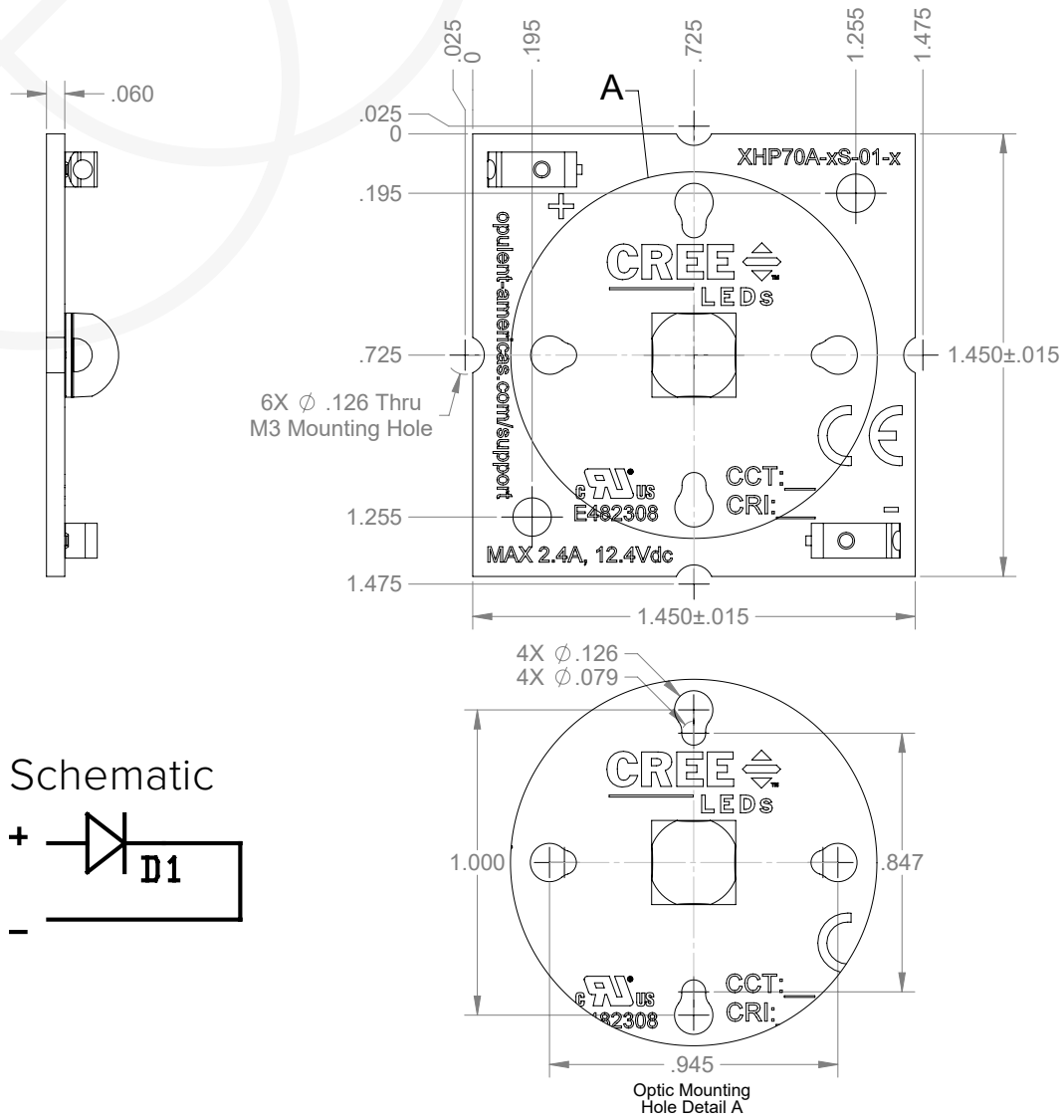
Board Material Properties

| Property | Value | Unit |
|-------------------|-------|------|
| Solder Mask Color | White | - |
| Thickness | .062 | in |
| Construction | AL | - |
| Temperature | 130 | °C |
| Flame Rating | V-0 | - |
| Copper Thickness | 2 | oz |



XHP70 Series Specifications

Opulent Americas Square 1 LED XHP70 Module



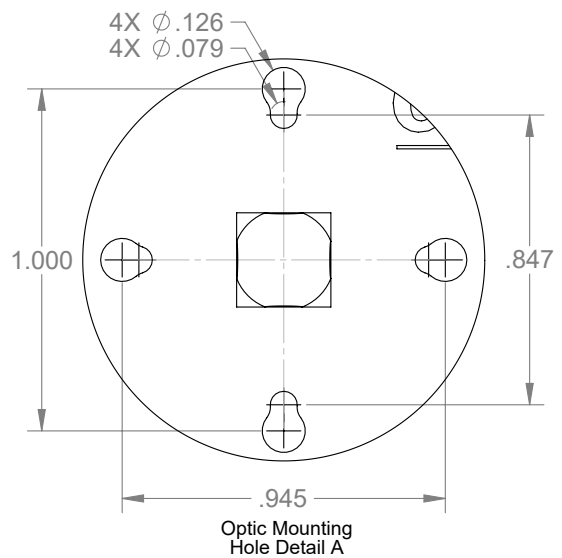
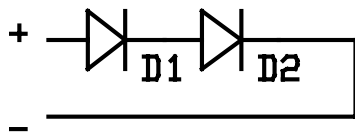
1. Single Poke-In Connectors accept 22-26 AWG solid or stranded wire
2. Recommended Mounting Hardware: 6x M3-.5 Socket Head Cap Screws

XHP70 Series Specifications

Opulent Americas Linear 2 LED XHP70 Module



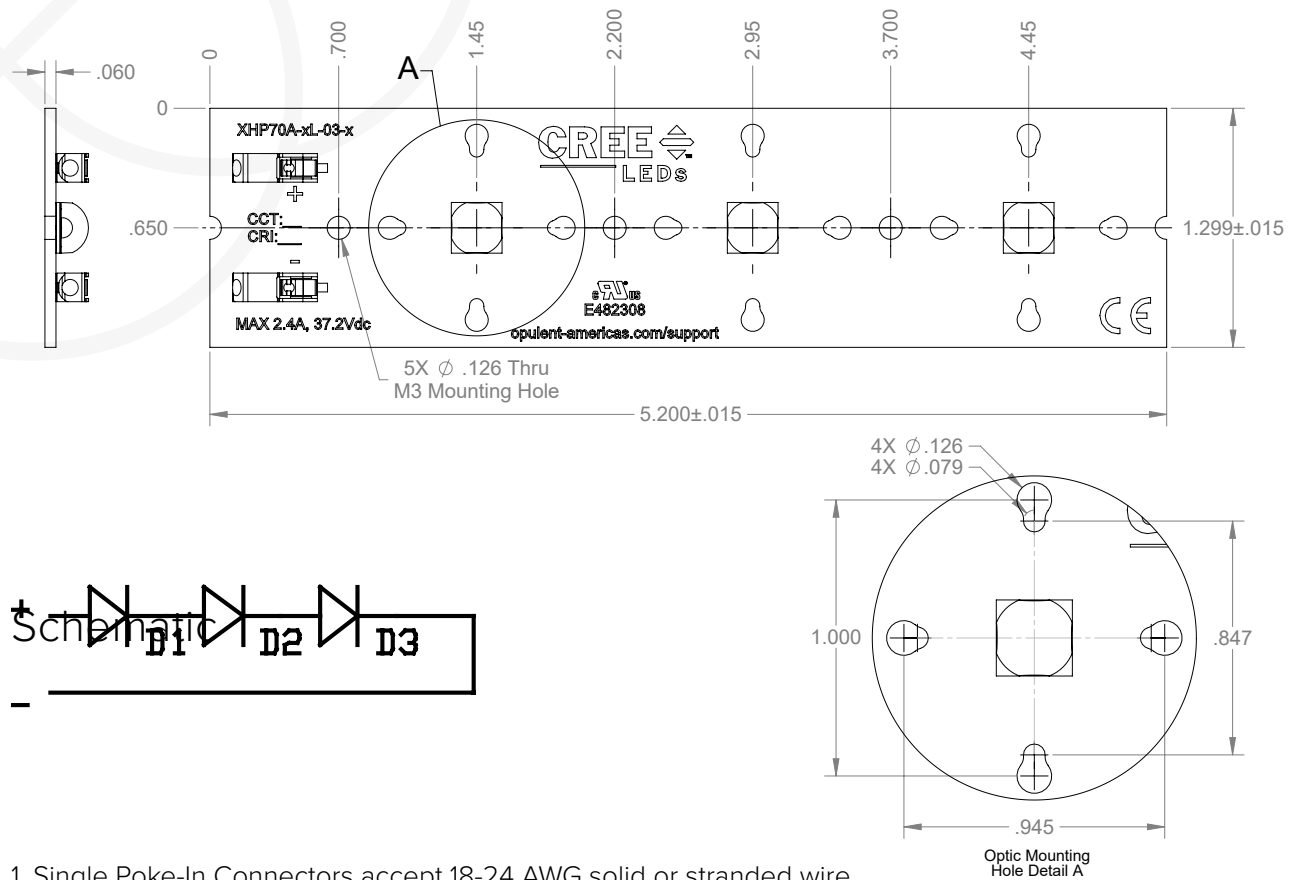
Schematic



1. Single Poke-In Connectors accept 18-24 AWG solid or stranded wire
2. Recommended Mounting Hardware: 4x M3-5 Socket Head Cap Screws

XHP70 Series Specifications

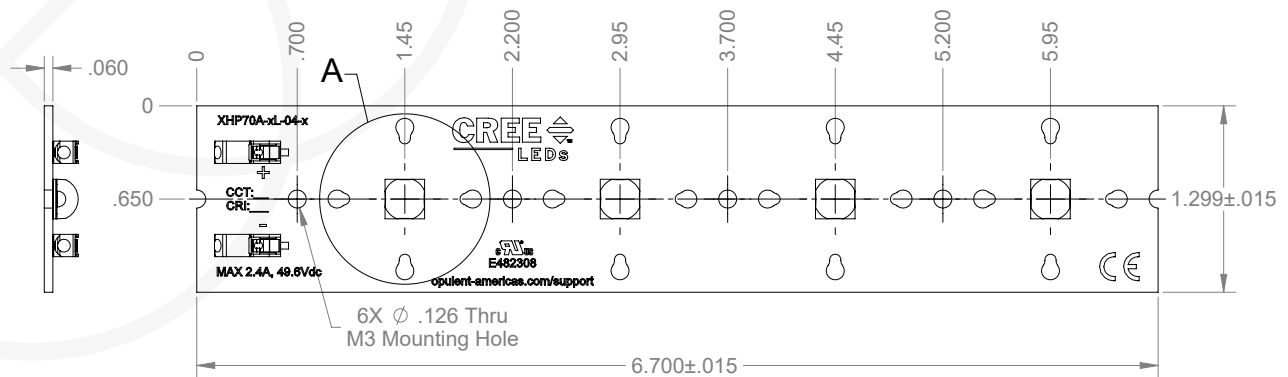
Opulent Americas Linear 3 LED XHP70 Module



1. Single Poke-In Connectors accept 18-24 AWG solid or stranded wire
2. Recommended Mounting Hardware: 5x M3-5 Socket Head Cap Screws

XHP70 Series Specifications

Opulent Americas Linear 4 LED XHP70 Module



Schematic



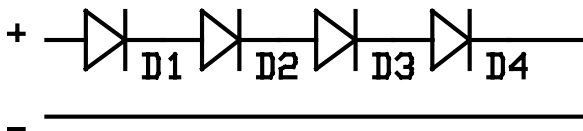
1. Single Poke-In Connectors accept 18-24 AWG solid or stranded wire
2. Recommended Mounting Hardware: 6x M3-.5 Socket Head Cap Screws

XHP70 Series Specifications

Opulent Americas Square 4 LED XHP70 Module



Schematic



1. Dual Poke-In Connectors accept 18-24 AWG solid or stranded wire
2. Recommended Mounting Hardware: 4x M3-.5 Socket Head Cap Screws