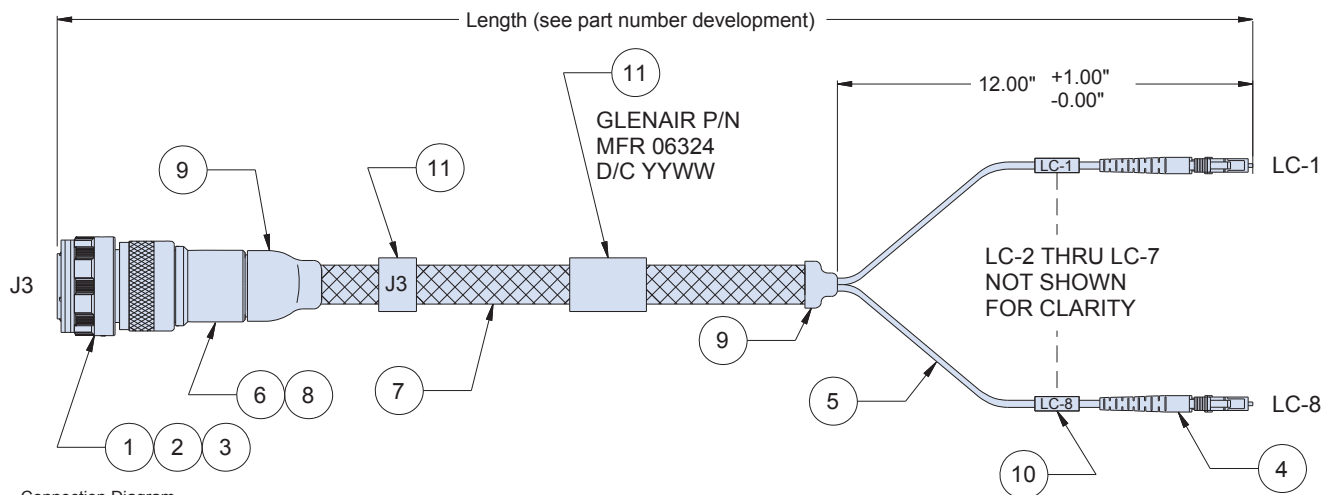
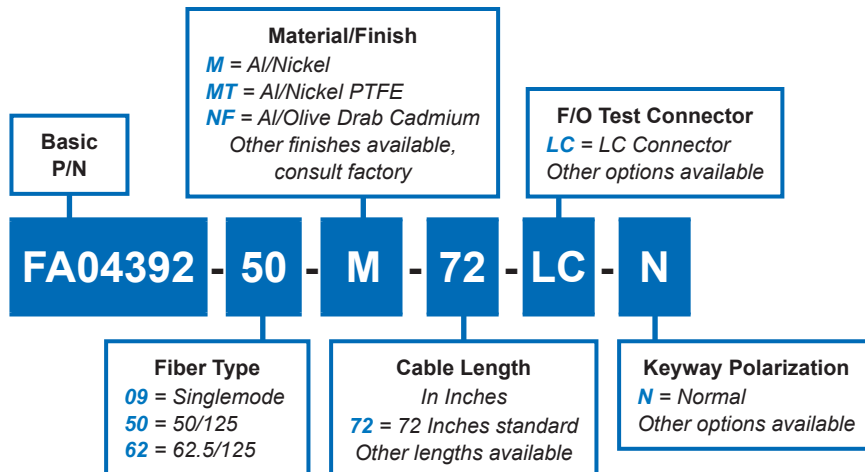


FA04392

Fiber Optic Test Cable for 050-201 Media Converter D38999 Series III Type Connector Interface



How To Order



Connection Diagram

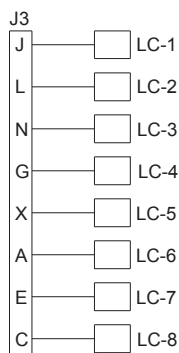


Diagram Key	
Callout	Description
1, 2, 3	180-091 Fiber Optic plug connector / eight 181-001 pin termini / thirteen 181-048-16 sealing plugs
4	Eight single-channel LC fiber optic connectors (other options available, consult factory)
5	Simplex high-temperature fiber
6	440HS030 Glenair Backshell
7	Nomex braid
8	Band-Master ATS® shield termination strap
9	Heat shrink
10	Heat shrink
11	ID marker (marked with Glenair name, CAGE code and date code as indicated)

Standard Tolerance	
Length	Tolerance
5 in – 2 ft	+1 in -0
2 to 10 ft	+3 in -0
10 to 50 ft	+6 in -0
50 to 100 ft	+1 ft -0
100 ft and up	+2 ft -0

Notes

- Optical performance: insertion loss to be less than 1.5 dB when measured at 850 nm wavelength for Multimode and 1310 nm wavelength for Singlemode.