

LOC	DIST	REVISIONS					
		P	LTR	DESCRIPTION	DATE	DWN	APVD
A1	-		A1	ECR-12-009609	25MAY2012	BM	LB

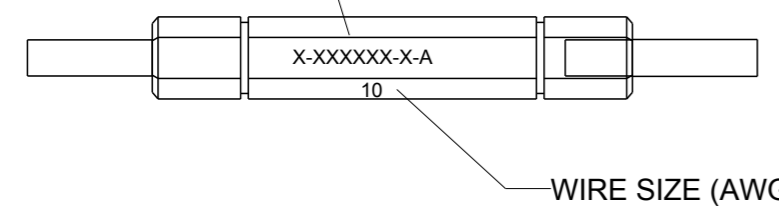
# THE GAUGE PACKAGE CONSISTS OF:

ITEM	QTY	DESCRIPTION	PART-NO.
1	1	WIRE/SLIP GAUGE, HANDTOOL	X-XXXXXX-X
2	1	BOX	523225-3
3	1	CERTIFICATE OF CALIBRATION	GAUGE SPECIFIC

LABELING OF THE GAUGE:  
THE VALUES ARE FOR EXAMPLE ONLY!


EACH VIEW OF THE GAUGE IS SHOWN AT A ROTATION OF 60 DEGREES

TE-PART-NO.+REVISION




WIRE GO SIZE (GREEN)

WIRE NO-GO SIZE (RED)




054159

CERTIFICATE-NO.



39/08

DATE OF MANUFACTUR  
WEEK-NO./YEAR



THIS DRAWING IS A CONTROLLED DOCUMENT.		DWN <b>B.MUTH</b>	27SEP2011		TE Connectivity
DIMENSIONS: <b>INCH</b>		CHK <b>L.BAUER</b>	27SEP2011		
TOLERANCES UNLESS OTHERWISE SPECIFIED:		APVD <b>B.MUTH</b>	27SEP2011	NAME <b>GAUGE PACKAGE, OVERVIEW PRUEFLEHRE PACKUNG, UEBERSICHT</b>	
0 PLC ±-		PRODUCT SPEC	-	SIZE	CAGE CODE
1 PLC ±-		APPLICATION SPEC	-	<b>A3</b>	00779
2 PLC ±-		WEIGHT	-	DRAWING NO	<b>C</b> -1-523763-0
3 PLC ±-		CUSTOMER DRAWING	-	RESTRICTED TO	-
4 PLC ±-		SCALE	<b>5:1</b>	SHEET	1 OF 1
ANGLES ±1°		REV	<b>A1</b>		
FINISH -					