

NOTES:

1. ROHS COMPLIANT
2. MATERIAL:
 PANEL CONNECTOR SOCKET - POLYESTER, UL RATING 94-V0
 HEADER CONNECTOR - POLYESTER, UL RATING 94-V0
 LENS - POLYCARBONATE, UL RATING 94-V2
 MOISTURE SEAL - EPDM
 LOCKWASHER - STEEL, NICKEL PLATE
 TERMINALS - PHOSPHOR BRONZE, TIN PLATE
 WIRE - 24 AWG 1007/ 1569
3. MOUNTING: HOLE SIZE - 9/16" (14.288mm) OPENING ON 3/4" (19.05mm) CENTER
4. PANEL THICKNESS: .030" (.762mm) MIN - .188" (4.775mm) MAX
5. LED LEAD LENGTH:
 FOR BI-LEAD - TRIM TO .300" ± 0.010 (7.620mm ± 0.254)
 FOR HI-FLUX - NO TRIM REQUIRED
 FOR TRI-LEAD - CONTACT FACTORY
6. FOR DRY APPLICATIONS USE HMC 461 OR HMC 463 LENS ; FOR DUST AND WET CONDITIONS USE HMS 462 OR HMS 464 LENS (EXCEEDS NEMA 6P/IP 67)
7. U.S. & FOREIGN PATENT ISSUED

REVISIONS					
ECN #	REV.	DESCRIPTION	DATE	INITIALS	CHK'D
	001	REVISED PER ECR 111009AZ01	11/26/10	KH	DPZ
431	001	REVISED PER ECR 050112KH01	5/9/12	KH	ED

CABLE ORDERING CODE EXAMPLE:
CNX 460 E02 4 1 12

TERMINATION *	
X =	STRIPPED ENDS
E =	SINGLE ROW LOCKING HEADER
D =	DUAL ROW LOCKING HEADER
O2 =	2 WIRES
O3 =	3 WIRES
O4 =	4 WIRES

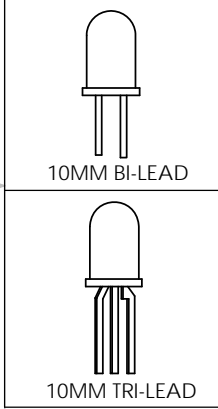
WIRE SIZE *	
4	24 AWG

WIRE COLOR *	
1	WHITE - BLACK
2	RED - BLACK
6	WHITE - BLACK - RED
0	WHITE - BLACK - RED - GREEN

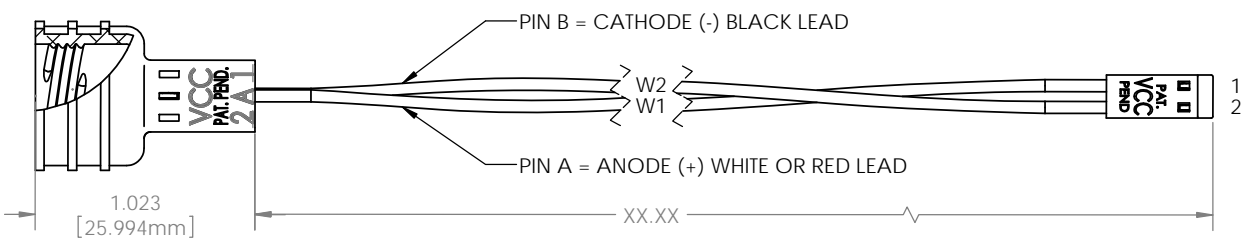
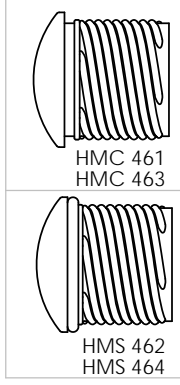
WIRE LENGTH *	
04	4 INCHES (101.6mm)
06	6 INCHES (152.4mm)
08	8 INCHES (203.2mm)
12	12 INCHES (304.8mm)
18	18 INCHES (457.2mm)
24	24 INCHES (609.6mm)

* CALL FACTORY FOR ADDITIONAL OPTIONS

LEDS (ORDER SEPARATELY)



LENS (ORDER SEPARATELY)



DIMENSION STYLE: INCHES / MM GENERAL TOLERANCES UNLESS OTHERWISE SPECIFIED:	APPROVAL	DATE
INCHES ±.500	DRAWN KHOWARD	11/26/10
MM ± 12.7	CHECKED DPZ	11/29/10
 THIRD ANGLE PROJECTION PROPRIETARY AND CONFIDENTIAL THE INFORMATION CONTAINED IN THIS DRAWING IS THE SOLE PROPERTY OF VISUAL COMMUNICATIONS COMPANY, INC. ANY REPRODUCTION IN PART OR AS A WHOLE WITHOUT THE WRITTEN PERMISSION OF VISUAL COMMUNICATIONS COMPANY, INC IS PROHIBITED.	MATERIAL	SEE NOTES
	FINISH	SEE NOTES
	DO NOT SCALE DRAWING	

 12780 DANIELSON CT, SUITE A, POWAY, CA 92064 U.S.A PHONE: (800) 522-5546 EMAIL: vccsales@vccite.com		
TITLE: CNX 460 CABLE ASSEMBLY		
SIZE	DWG. NO.	REV
B	CNX 460 ASSY	001
SCALE: 1.75:1		SHEET 1 OF 1