

Low-frequency accelerometer

787-500-M12

SPECIFICATIONS

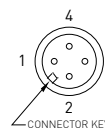
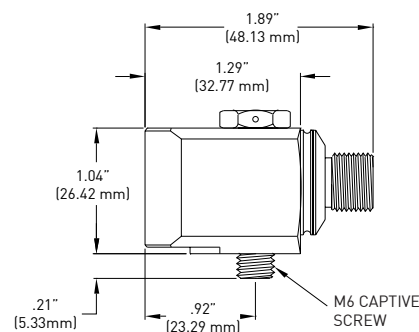
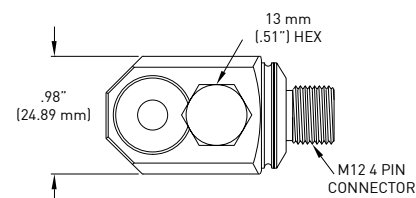
Sensitivity, $\pm 5\%$, 25°C		500 mV/g
Acceleration range, VDC > 22 V		10 g peak
Amplitude nonlinearity		1%
Frequency response ¹ :	$\pm 10\%$	0.5 - 5,000 Hz
	± 3 dB	0.2 - 10,000 Hz
Resonance frequency		22 kHz
Transverse sensitivity, max		5% of axial
Temperature response:	-25°C	-10%
	+120°C	+10%
Power requirement:		
Voltage source		18 - 30 VDC
Current regulating diode		2 - 10 mA
Electrical noise, equiv. g:		
Broadband	2.5 Hz to 25 kHz	250 μ g
Spectral	10 Hz	2.5 μ g/ $\sqrt{\text{Hz}}$
	100 Hz	1.5 μ g/ $\sqrt{\text{Hz}}$
	1,000 Hz	1.5 μ g/ $\sqrt{\text{Hz}}$
Output impedance, max		100 Ω
Bias output voltage		12 VDC
Grounding		case isolated, internally shielded
Temperature range		-50° to +120°C
Vibration limit		500 g peak
Shock limit		5,000 g peak
Electromagnetic sensitivity, equiv. g, max		70 μ g/gauss
Sealing		hermetic
Base strain sensitivity, max		0.0002 g/ μ strain
Sensing element design		PZT, shear
Weight		145 grams
Case material		316L stainless steel
Mounting		M6 captive screw, 0.046" diameter safety wire hole
Output connector		4 pin, M12
Recommended cabling		J10 / J9T2A

Notes: ¹ Frequency response limits, spectral and noise values are typical.



Key features

- High sensitivity
- Extended low frequency response
- Certified versions available for use in hazardous areas
- Manufactured in ISO 9001 facility



Connections	
Function	Connector pin
power/signal	1
common	2
N/C	3
N/C	4
ground	shell



Note: Due to continuous process improvement, specifications are subject to change without notice.
This document is cleared for public release.