

CUSTOMER DRAWING

SAFETY ORGANIZATIONS

THIS FILTER HAS BEEN FORMALLY RECOGNIZED, CERTIFIED OR APPROVED BY THE LISTED AGENCY. THEREFORE, ALL TEST/REQUIREMENTS SPECIFIED IN THE LATEST REVISION OF THE FOLLOWING AGENCY STANDARDS HAVE BEEN MET:

- UL RECOGNIZED: UL 1283
- CSA CERTIFIED: CSA C22.2 No. 8
- VDE APPROVED: EN 60939-2

OPERATING SPECIFICATIONS

LINE CURRENT/VOLTAGE: 10 AMP, 120/250 VAC,
10 AMP/40°C, 250 VAC

LINE FREQUENCY: 50-60Hz

MAXIMUM LEAKAGE CURRENT,
EACH LINE TO GROUND: 0.22mA @ 120V 60Hz
0.38mA @ 250V 50Hz

OPERATING AMBIENT TEMP. RANGE: -10°C TO +40°C @ RATED CURRENT, I_r .

IN AN AMBIENT, T_a , HIGHER THAN 40°C, THE MAXIMUM OPERATING CURRENT, I_o , IS AS FOLLOWS:

$$I_o = I_r \sqrt{\frac{85 - T_a}{45}}$$

RELIABILITY SPECIFICATIONS:

STORAGE TEMPERATURE: -40°C TO +85°C
HUMIDITY: 21 DAYS @ 40°C 95% RH.
CURRENT OVERLOAD TEST: 6 TIMES I_r FOR 8 SECONDS

TEST SPECIFICATIONS:

INDUCTANCE: 0.35 mH NOMINAL
CAPACITANCE: (MEASURED @ 1KHz, 0.250VAC MAX., 25°C±1°C)
LINE TO GROUND: 0.0059 μ F±20%
LINE TO LINE: 0.1015 μ F±20%
DISCHARGE RESISTOR: 1.5 M Ω
L/G AND L/L I.R.
NO DISCHARGE RESISTOR: 6000M Ω (MIN.) @ 100VDC, 20°C AND 50% RH

RECOMMENDED RECEIVING INSPECTION HIPOT:

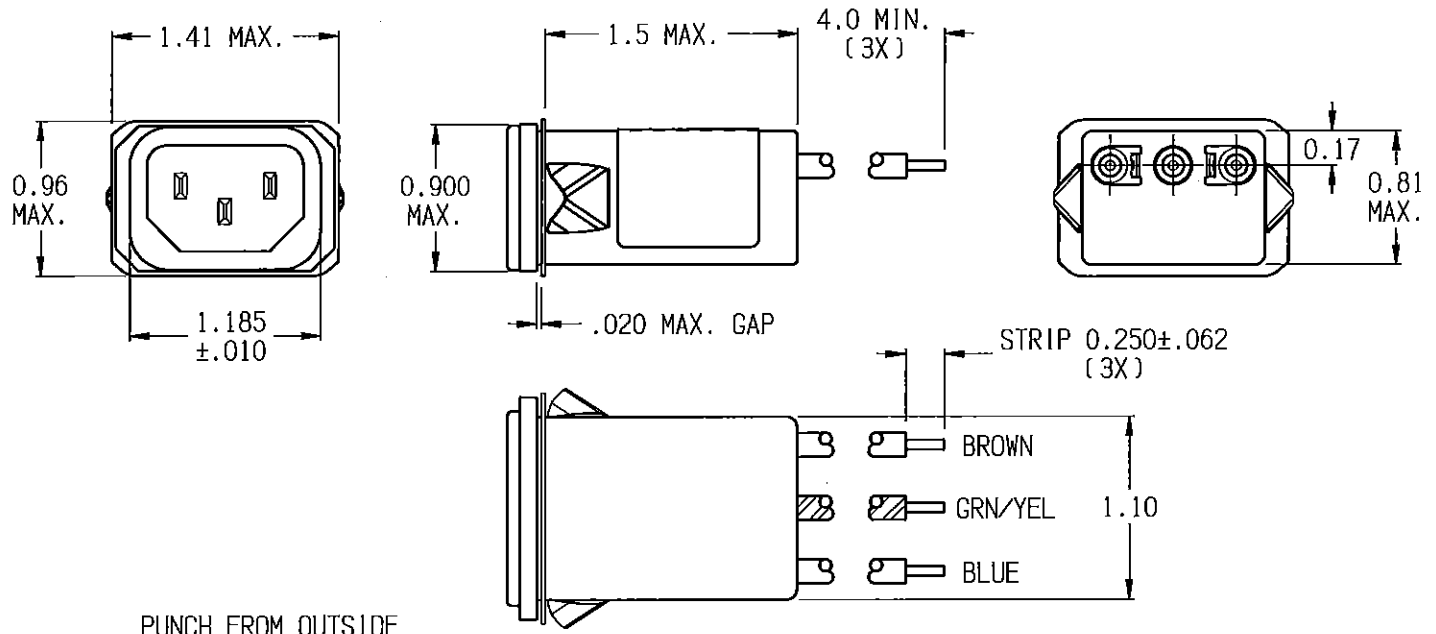
LINE TO GROUND: 1500 VAC OR 2250 VDC FOR 1 MINUTE
LINE TO LINE: 1450 VDC FOR 1 MINUTE

FILTER APPROVAL:

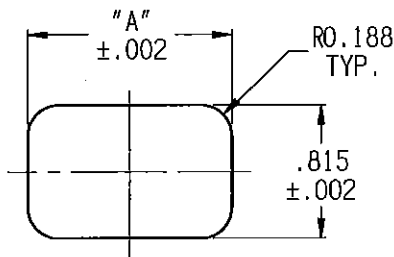
THE BEST WAY TO SELECT AND QUALIFY A FILTER IS FOR YOUR ENGINEERING TO TEST THE UNIT IN YOUR EQUIPMENT.

CATALOG # 10EJS8

ECN#	APPRVD	DATE
15-009938	TAM	A

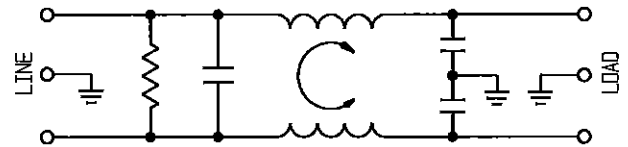


PUNCH FROM OUTSIDE



PANEL CUTOUT (FRONT MOUNT)

PANEL THICKNESS	PANEL CUTOUT "A"
0.031 - 0.052	1.260
0.046 - 0.068	1.350



50 Ω - 50 Ω (MINIMUM) INSERTION LOSS											
FREQUENCY MHz	.05	0.1	.15	0.5	1	5	10	30	/	/	/
COMMON dB	1	4	7	14	18	31	36	51	/	/	/
DIFF. dB	-	5	8	17	21	23	36	38	/	/	/

SHEET SIZE: A
 THIRD ANGLE PROJECTION
 THIS INFORMATION IS CONFIDENTIAL AND PROPRIETARY TO TYCO ELECTRONICS CORPORATION AND ITS WORLDWIDE SUBSIDIARIES AND AFFILIATES. IT MAY NOT BE DISCLOSED TO ANYONE OTHER THAN TYCO ELECTRONICS PERSONNEL, WITHOUT WRITTEN AUTHORIZATION FROM TYCO ELECTRONICS CORPORATION.
 (www.TE.com)

PARTS SHALL COMPLY WITH TYCO ELECTRONICS 138-702 SPECIFICATION FOR HAZARDOUS SUBSTANCES

UNLESS OTHERWISE SPECIFIED
 TOLERANCE TO BE ±0.025
 MATERIAL & FINISH: AS SUPPLIED
 DIMENSIONS IN INCHES

NOTES:

TE Connectivity

POWER LINE FILTER

TE PART NO.: 4-6609006-1

SIZE: NTS	DATE: OSDECO4	DRAWING NUMBER: 10EJS8	REV. A
DRW. BY: SD	DRG: FLC		

10EJS8-A.cxd