

4


3

2

1


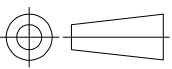
THIS DRAWING IS UNPUBLISHED.		RELEASED FOR PUBLICATION		NOV , 2007.	
© COPYRIGHT 2007 By -		ALL RIGHTS RESERVED.			
PROJECT	PRJ-14-000004825				
PART NO	1-2823564-1				
HV DESC	Crimp flange assembly tool				
CUSTOMER	GENERAL MARKET				

LOC	DIST	REVISIONS					
E	B	P	LTR	DESCRIPTION	DATE	DWN	APVD
		A		FIRST RELEASE	04DEC2015	GG	JS



NOTES:

- Crimp flange assembly tool (For all M12 codes)

THIS DRAWING IS A CONTROLLED DOCUMENT.		DWN	GUNA	04DEC2015	 TE Connectivity		
DIMENSIONS: MM		CHK	GANI	04DEC2015			
		APVD	JAYANTH	04DEC2015	Crimp flange assembly tool		
TOLERANCES UNLESS OTHERWISE SPECIFIED:		PRODUCT SPEC			Assembly tool for front housing and back nut		
0 PLC ± -		APPLICATION SPEC			RESTRICTED TO		
1 PLC ± -		WEIGHT			-		
2 PLC ± -		SIZE			A3		
3 PLC ± -		CAGE CODE			00779		
4 PLC ± -		DRAWING NO			C-2823564		
ANGLES ± -		CUSTOMER DRAWING			SCALE		
FINISH		CUSTOMER DRAWING			NTS		
-		SHEET			1 OF 1		
-		REV			A		