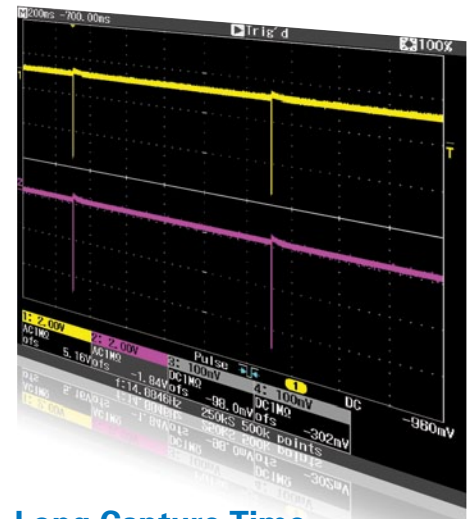


A UNIQUE TOOLSET FOR PORTABLE OSCILLOSCOPES

Key Features

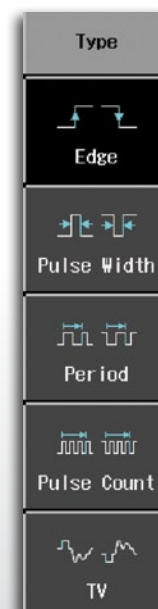
- 100 MHz, 200 MHz, 350 MHz and 500 MHz bandwidths
- Sample rates up to 2 GS/s
- Long waveform memory – 500 kpts/Ch
- 26 measurement parameters
- Replay history mode
- 7.5" color display
- Multi-language user-interface and help
- USB Host and Device connections for printers, memory sticks and PC remote control
- Available GPIB and LAN connectivity

The WaveJet 300A provides the banner specifications, feature set and user interface to simplify how you work and shorten debug time. With a big, bright 7.5" display, long 500 kpts/Ch memory and up to 2 GS/s you will easily capture and see every detail of your waveform. The USB ports provide a quick way to save waveforms, store or print screen captures or connect to a PC. Math and measurement tools help you understand the waveforms and Replay mode allows you to look at a history of what has been captured. Altogether these specs, features and capabilities make the WaveJet 300A the right oscilloscope for your debugging needs.



Long Capture Time

The 500 kpts/Ch memory eliminates the tradeoff between long capture and high sample rate providing long capture at full 2 GS/s sample rate. The long memory makes the WaveJet a great tool for viewing low frequency and high frequency signals or signals with fast edges.

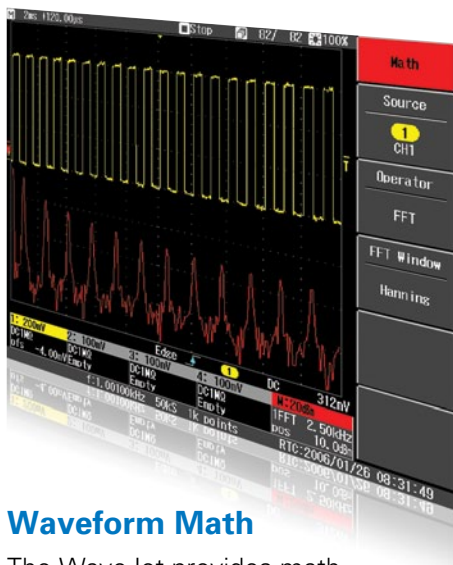


Advanced Triggering

Along with edge triggering, additional triggering capabilities include Pulse Width, Period, Pulse Count and TV to help you capture the signals you need to see.

Frequency Counter

Use the built-in 6-digit frequency counter to



Waveform Math

The WaveJet provides math capabilities for additional analysis. Available math functions include sum, difference, product and FFT. Measurements can then be made on the calculated waveforms using the parameters or cursors to provide additional debug and analysis capabilities.



Automatic Measurements

Save time making measurements on your signals by using the 26 automatic measurement parameters. See your results color coded to the channels that are being measured. For a more in-depth look turn on the min/max statistics to observe trends in the measurements.



Replay Mode

The fast update rate shows runs and glitches when they occur but it is hard to tell exactly when they occurred. Replay mode lets you go back in time to isolate those anomalies, measure them with parameters or cursors, and quickly find the source of the problem.

simplify how you make measurements. The counter is always displayed and easy to read.

Acquisition Modes

Peak detect and equivalent time acquisition modes offer flexibility in how you capture and measure your signals. The WaveJet can capture glitches as small as 1 ns with peak detect and can achieve a sampling rate of up to 100 GS/s with equivalent time sampling.



Connectivity and Communication

Saving waveforms and screen images is an important part of documenting results. The WaveJet has a front panel USB port to save data to memory stick and a rear panel USB for printing hardcopies.

The rear panel USB port, along with optional GPIB and Ethernet connections provide full remote control of the instrument. Teledyne LeCroy's Scope Explorer and ActiveDSO software utilities provide a quick method to begin controlling the WaveJet.

INTUITIVE USER INTERFACE SIMPLIFIES HOW YOU WORK

The WaveJet 300A Series offers a set of features and capabilities not typically found in a portable oscilloscope. Its small form factor includes a big, bright 7.5" display as well as, USB, GPIB and Ethernet connectivity.

1. Display


The 7.5" VGA display allows you to easily view signal details. It also provides room to display measurements and menus without cluttering the waveform grid.

2. Power Up Time

The WaveJet is on and ready to use in less than 3 seconds.

3. Connectivity

Documenting your work is easy using the front-mounted USB port on the WaveJet. Simply press the Print button on the front panel to quickly save screen images to your USB memory device.





4. Portability

The small 4" footprint and light weight of the WaveJet means it is easy to carry and use anywhere, even when bench space is limited.

5. Auto Setup

Quickly configure vertical, horizontal, and trigger settings with a single button press.

6. Intensity/Replay Control

Rotate to control waveform intensity, or push to toggle to Replay mode. In Replay mode, rotate this knob to see a history of waveforms captured by the WaveJet.

7. Active Channel Indicators

These channel LEDs are color matched to each waveform on the display. The active channel for the vertical controls is always lit to simplify operation.

8. Push Knobs

Push the Offset knob to automatically zero the channel offset, or the Delay knob to automatically center the trigger point on the screen.

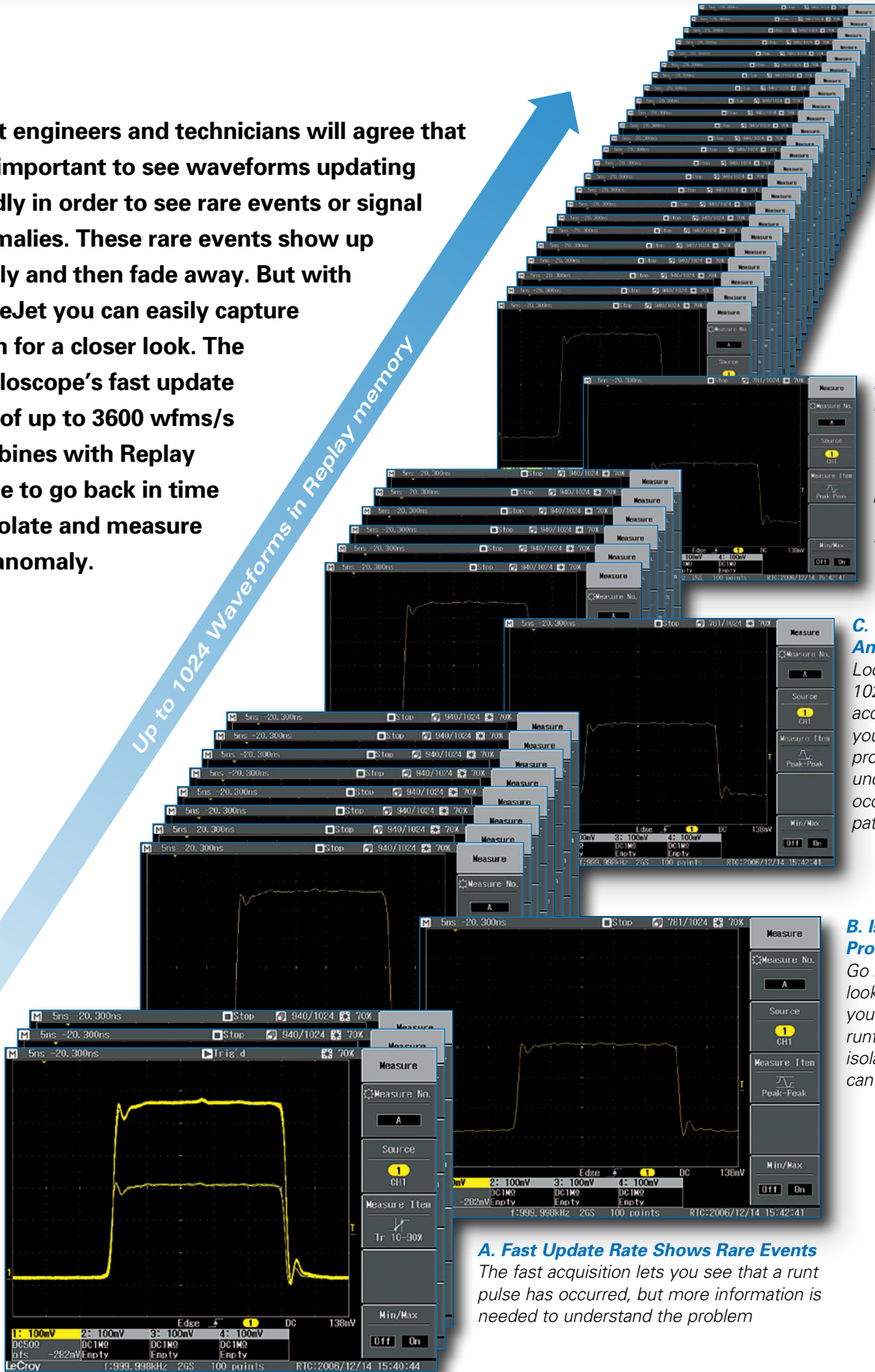
9. Local Language User Interface

Select from 9 different language preferences.

REPLAY MODE ISOLATES RARE EVENTS

Most engineers and technicians will agree that it is important to see waveforms updating rapidly in order to see rare events or signal anomalies. These rare events show up briefly and then fade away. But with WaveJet you can easily capture them for a closer look. The oscilloscope's fast update rate of up to 3600 wfms/s combines with Replay Mode to go back in time to isolate and measure the anomaly.

Up to 1024 Waveforms in Replay memory



D. Solve the Problem

Use Replay to help you understand the cause of the problem by seeing what comes before or after the runt pulse.

C. Understand the Anomaly

Looking back over 1024 consecutive acquisitions allows you to see recurring problems and to understand if they occur in a predictable pattern.

B. Isolate the Problem

Go back in time to look at the history of your waveform. The runt pulse has been isolated and now it can be measured.

A. Fast Update Rate Shows Rare Events


The fast acquisition lets you see that a runt pulse has occurred, but more information is needed to understand the problem

ACCESSORIES



The WJ-CASE Accessory

The small form factor of the WaveJet makes it convenient to move from lab to lab or from the lab in to the field. The WJ-CASE accessory serves as both a carrying case with shoulder strap (not shown) and a protective front cover. Simply slide the WaveJet in to the case and snap on the front cover for transport, when it is time to use the WaveJet remove the front cover and operate the WaveJet while it is still in the case. To make sure you do not lose the front cover turn it around and snap it on to the case from behind.



LogicStudio 16

The WaveJet can be paired with Teledyne LeCroy's LogicStudio 16 to turn your PC into a mixed signal oscilloscope with tools for capturing, viewing and measuring analog, digital and serial signals in one place. LogicStudio offers 16 channels, 100 MHz and up to 1 GS/s logic analysis with I²C, SPI and UART triggering and decoding which can all be displayed alongside the analog waveforms captured on WaveJet. When only digital debug is needed disconnect the WaveJet and use LogicStudio as a stand alone logic analyzer.

SPECIFICATIONS AND ORDERING INFORMATION

| | WaveJet 314A | WaveJet 312A | WaveJet 324A | WaveJet 322A | WaveJet 334A | WaveJet 354A |
|-----------------------------|--|-----------------|---|--|-------------------|---------------------|
| Bandwidth | 100 MHz | | 200 MHz | | 350 MHz | 500 MHz |
| Rise Time | 3.5 ns | | 1.75 ns | | 1 ns | 750 ps |
| Input Channels | 4 | 2 | 4 | 2 | 4 | 4 |
| Display | 7.5" Color flat-panel TFT-LCD, 640 x 480 VGA | | | | | |
| Sampling Rate (single-shot) | 1 GS/s | | 2 GS/s (Interleaved), 1 GS/s (all channels) | | | |
| Sampling Rate (RIS) | 100 GS/s | | | | | |
| Peak Detect Period | 1 ns | | | | | |
| Memory Length | 500 kpts/Ch (all channels) | | | | | |
| Capture Time | 500 μ s at 1 GS/s, 250 μ s at 2 GS/s | | | | | |
| Vertical Resolution | 8-bit | | | | | |
| Vertical Sensitivity | 2 mV/div–10 V/div | | | 2 mV/div–10 V/div, 2 mV/div–2 V/div (50 Ω) | | |
| Vertical (DC) Gain Accuracy | \pm (1.5% + 0.5% of full scale) | | | | | |
| BW Limiting Filters | 20 MHz | | | 20 MHz, 200 MHz | | |
| Maximum Input Voltage | 400 V CAT I | | | 400 V CAT I, 5 V_{rms} (50 Ω) | | |
| Input Coupling | GND, DC 1 M Ω , AC 1 M Ω | | | GND, DC 1 M Ω , AC 1 M Ω , DC 50 Ω | | |
| Input Impedance | 1 M Ω \pm 1.5% 20 pF | | | 1 M Ω \pm 1.5% 16 pF, 50 Ω \pm 1.5% | | |
| Probing System | BNC with Probe Sense Ring | | | | | |
| Probes | PP010 (One per channel) | | | PP006A (One per channel) | | |
| Timebase Range | 5 ns/div–50 s/div | | 2 ns/div–50 s/div | | 1 ns/div–50 s/div | 500 ps/div–50 s/div |
| Roll Mode | 50 ms/div–50 s/div (100 kS/s maximum) | | | | | |
| Timebase Accuracy | 10 ppm (typical) | | | | | |

Triggering

| | |
|----------|---------------------------------------|
| Triggers | Edge, Glitch, Period, Pulse Count, TV |
|----------|---------------------------------------|

Measure, Zoom, Math and Replay

| | |
|---------|---|
| Measure | Base, Cycle Mean, Cycle RMS, Duty Cycle, Fall Time (90-10%), Fall Time (80-20%), Frequency, Integral, Maximum, Mean, Minimum, Number of +Pulses, Number of -Pulses, +Overshoot, -Overshoot, Peak-Peak, Period, +Pulse Width, -Pulse Width, Rise Time (20–80%), Rise Time (10–90%), RMS, Skew, Skew@level, Top, Top-Base |
| Zoom | Use the front panel QuickZoom button to zoom all waveforms in a separate zoom grid. |
| Math | Sum, Difference, Product, FFT (up to 8 kpts with Rectangular, Von Hann, or Flat Top) |
| Replay | Look back at the history of waveform acquisitions (maximum 1024 acquisitions) |

Physical Dimensions

| | |
|------------------|--|
| Dimensions (HWD) | 190 mm x 285 mm x 102 mm (7.5" x 11.2" x 4") |
| Net Weight | 3.2 kg; 7 lbs. |

Product Description

WaveJet 4-Channel/2-Channel Oscilloscopes

| Product Description | Product Code |
|--|--------------|
| 500 MHz, 1 GS/s, 4 Ch, 500 kpts/Ch with 7.5" Color Display. 2 GS/s Interleaved | WaveJet 354A |
| 350 MHz, 1 GS/s, 4 Ch, 500 kpts/Ch with 7.5" Color Display. 2 GS/s Interleaved | WaveJet 334A |
| 200 MHz, 1 GS/s, 4 Ch, 500 kpts/Ch with 7.5" Color Display. 2 GS/s Interleaved | WaveJet 324A |
| 200 MHz, 1 GS/s, 2 Ch, 500 kpts/Ch with 7.5" Color Display. 2 GS/s Interleaved | WaveJet 322A |
| 100 MHz, 1 GS/s, 4 Ch, 500 kpts/Ch with 7.5" Color Display | WaveJet 314A |
| 100 MHz, 1 GS/s, 2 Ch, 500 kpts/Ch with 7.5" Color Display | WaveJet 312A |

Product Description

Included with Standard Configuration

| |
|--|
| One Passive Probe per Channel |
| Multi-language User Interface (English, Chinese, French, German, Italian, Japanese, Korean, Russian and Spanish) |
| Getting Started Manual and Quick Reference Guide |
| Rear Panel USB Port for Remote Control and Printing |
| Calibration and Performance Certificate |
| 3-year Warranty |

Accessories

| | |
|--|----------------|
| GPIO Interface for WaveJet 300A Series | WJ-A-GPIB |
| 10/100Base-T Interface for WaveJet 300A Series | WJ-A-LAN |
| WaveJet Carrying Case and Protective Front Cover | WJ-CASE |
| 16 Channel, 1 GS/s, 100 MHz USB Logic Analyzer | LogicStudio 16 |

Customer Service

Teledyne LeCroy oscilloscopes and probes are designed, built, and tested to ensure high reliability. In the unlikely event you experience difficulties, our digital oscilloscopes are fully warranted for three years, and our probes are warranted for one year.

This warranty includes: • No charge for return shipping • Long-term 7-year support • Upgrade to latest software at no charge



1-800-5-LeCroy
teledynelecroy.com

Local sales offices are located throughout the world.
Visit our website to find the most convenient location.