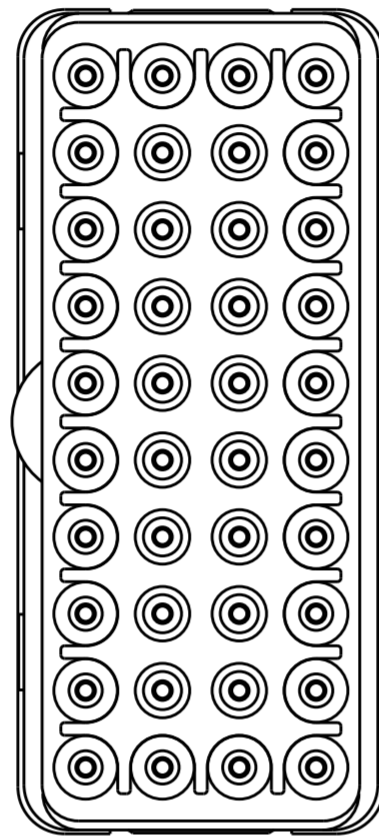
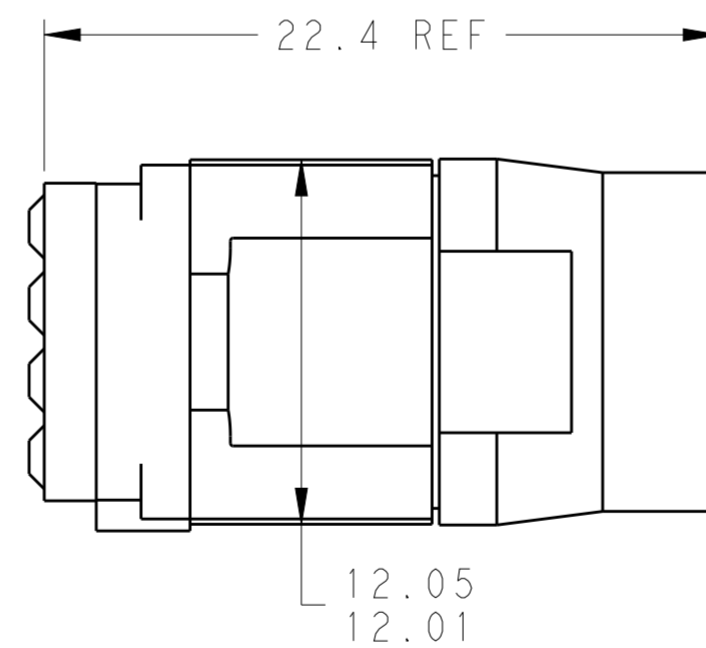
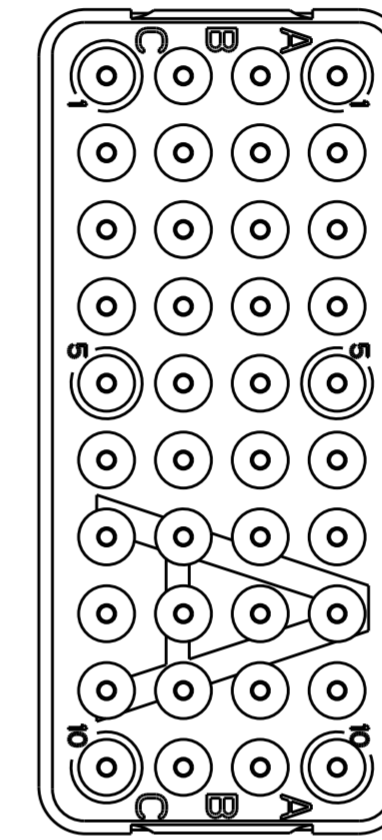
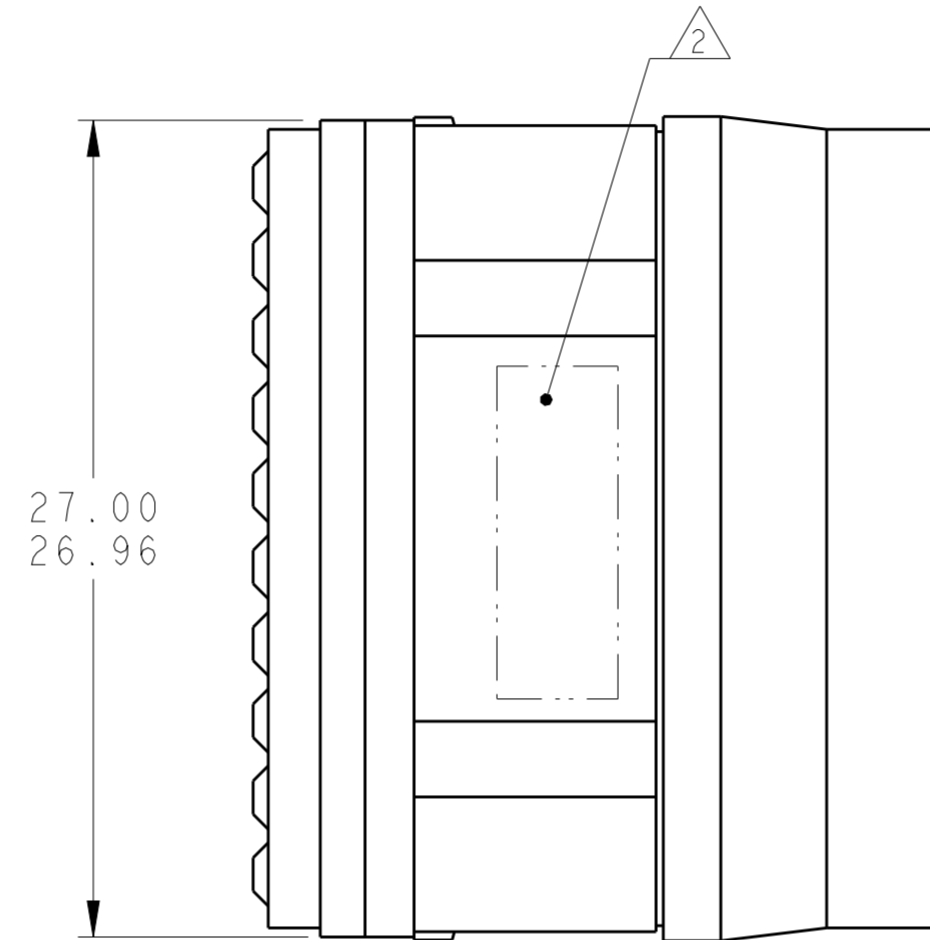


THIS DRAWING IS UNPUBLISHED. RELEASED FOR PUBLICATION
 © COPYRIGHT - BY - ALL RIGHTS RESERVED.

LOC		DIST		REVISIONS			
P	LTR	DESCRIPTION	DATE	DWN	APVD		
-	-	B	REVISED PER ECO-12-018187	2NOV2012	CT	KH	



MATING FACE



1 FRONT & REAR INSULATORS: HIGH-TEMP THERMOPLASTIC OR THERMOSET EPOXY PER ASTM D5948. CONTACT RETENTION CLIPS: STAINLESS STEEL PER AISI 302 OR COPPER ALLOY PER ASTM B194, REAR GROMMET & INTERFACIAL SEAL: FLUOROSILICONE ELASTOMER PER MIL-R-25988 B EXCEPT 4.6.6.1.

2 PART TO MARKED WITH TE IDENTIFICATION, TE PART NO. AND DATE CODE: YEAR & WEEK (YY WW) IN APPROXIMATE AREA SHOWN.

3. THIS INSERT CONTAINS: 40 CAVITIES FOR SIZE 22 PIN CONTACTS

4. THIS PRODUCT IS SOLD BY TYCO ELECTRONICS UNDER A LICENSE FROM RADIAL SA.

NON-ENV	GPRBN40PA	1738186-3
GROMMET ONLY	GPRBH40PA	1738186-2
ENVIRONMENTAL	GPRBE40PA	1738186-1
REMARKS	DESCRIPTIVE PART NO.	PART NUMBER

THIS DRAWING IS A CONTROLLED DOCUMENT.		DWN C.C. THOMAS 10-4-10	TE Connectivity															
DIMENSIONS: mm		CHK K. HOGAN 10-4-10																
TOLERANCES UNLESS OTHERWISE SPECIFIED:		APVD K. HOGAN 10-4-10	NAME INSERT ASSEMBLY, PIN, ARRANGEMENT 40, KEY A, GPRB															
<table border="1"> <tr><td>0 PLC</td><td>±</td></tr> <tr><td>1 PLC</td><td>±</td></tr> <tr><td>2 PLC</td><td>±</td></tr> <tr><td>3 PLC</td><td>±</td></tr> <tr><td>4 PLC</td><td>±</td></tr> <tr><td>ANGLES</td><td>±</td></tr> <tr><td>FINISH</td><td>±</td></tr> </table>		0 PLC	±	1 PLC	±	2 PLC	±	3 PLC	±	4 PLC	±	ANGLES	±	FINISH	±	PRODUCT SPEC -	SIZE A200779	
0 PLC	±																	
1 PLC	±																	
2 PLC	±																	
3 PLC	±																	
4 PLC	±																	
ANGLES	±																	
FINISH	±																	
MATERIAL 1		APPLICATION SPEC -	DRAWING NO C-1738186	RESTRICTED TO -														
-		WEIGHT -	SCALE 4:1	SHEET 1 OF 1														
-		CUSTOMER DRAWING	REV B															