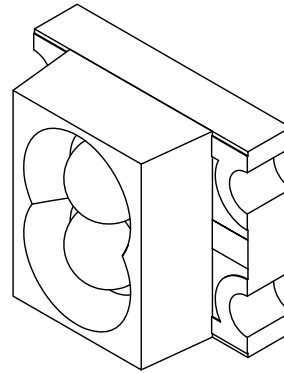
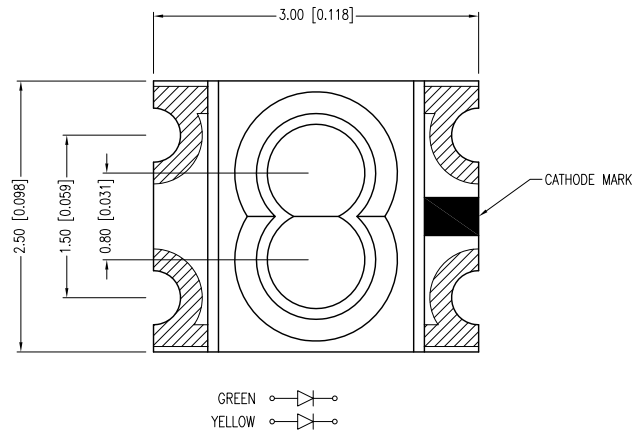


PART NUMBER	SML-LXL1210YGC-TR	REV.	E
DATE	E.C.N. NUMBER AND REVISION COMMENTS		REV.
08.06.98	REDRAWN.		A
11.06.00	E.C.N. #10BRDR. & REDRAWN IN 3D.		B
11.06.00	E.C.N. #10BRDR. & #10851.		C
03.14.03	E.C.N. #10967.		D
06.26.12	E.C.N. #10BRDR. & REDRAWN/#11826.		E



□ ELECTRO-OPTICAL CHARACTERISTICS $T_a=25^{\circ}\text{C}$ $I_f=20\text{mA}$

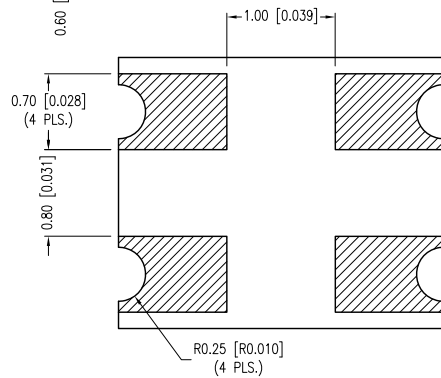
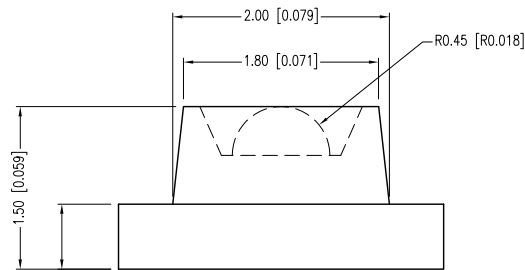
PARAMETER	MIN	TYP	MAX	UNITS	TEST COND
PEAK WAVELENGTH (Y/G)		585/565		nm	
FORWARD VOLTAGE (Y/G)		2.1/2.2	2.5/2.6	Vf	
REVERSE VOLTAGE	5.0			Vr	$I_f=100\mu\text{A}$
AXIAL INTENSITY (Y/G)		6/10		mcad	$I_f=20\text{mA}$
VIEWING ANGLE		60		2x theta	
EMITTED COLOR:	YELLOW/GREEN				
LENS FINISH:	WATER CLEAR				

LIMITS OF SAFE OPERATION AT 25°C

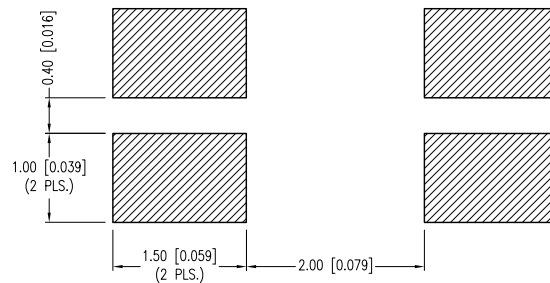
PARAMETER	MAX	UNITS
PEAK FORWARD CURRENT*	160	mA
STEADY CURRENT (Y/G)	30/25	mA
POWER DISSIPATION	100	mW
DERATE FROM 25°C	-1.0	mW/°C
OPERATING TEMP.	-40 TO +85	°C
STORAGE TEMP.	-40 TO +85	°C

* $t < 10\mu\text{s}$

□ □ CAUTION: MOISTURE SENSITIVE DEVICE PER JEDEC LEVEL 2 STANDARDS



RECOMMENDED SOLDER PAD LAYOUT



*UNLESS OTHERWISE SPECIFIED TOLERANCES PER DECIMAL PRECISION ARE: X=±1 (±0.039), X.X=±0.5 (±0.020), X.XX=±0.25 (±0.010), X.XXX=±0.127 (±0.005). LEAD SIZE=±0.05 (±0.002), LEAD LENGTH=±0.75 (±0.030). MIN= +DECIMAL PRECISION MAX.= +0.00 -DECIMAL PRECISION UNCONTROLLED DOCUMENT

LUMEX
Creating LED and LCD Solutions Together™

290 E. HELEN ROAD
PALATINE, IL 60067-6976
PHONE: +1.847.359.2790
FAX: +1.847.359.6538
WEB: WWW.LUMEX.COM
MEMBER OF ITW PHOTONICS GROUP

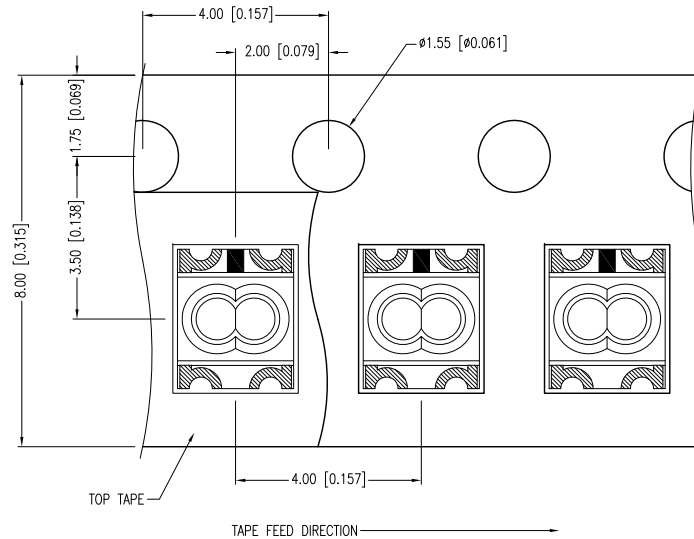
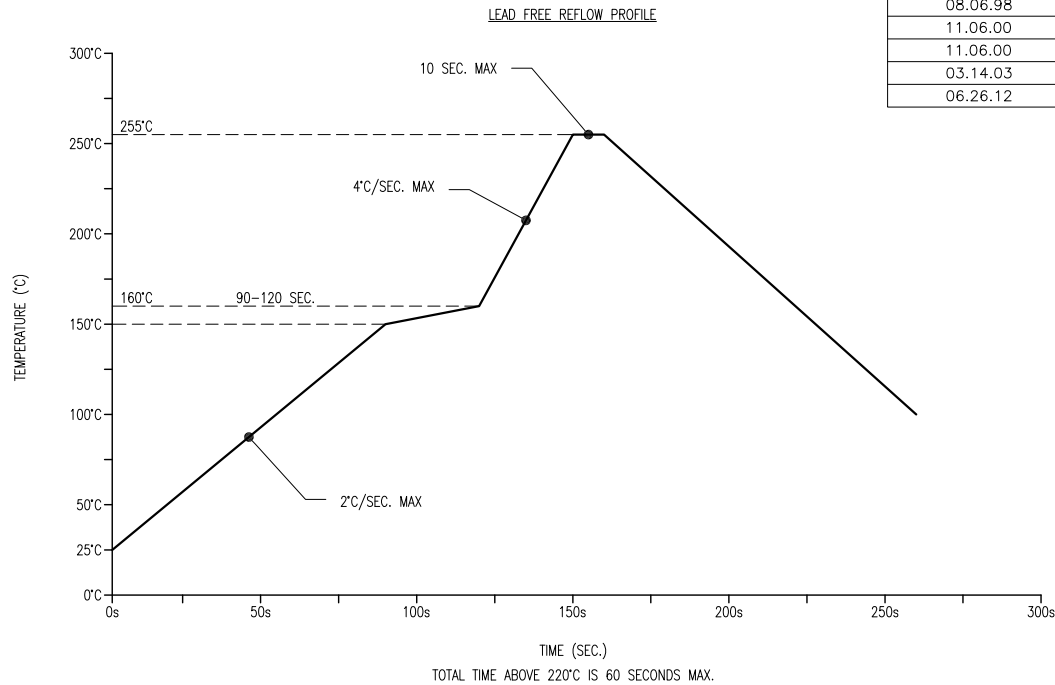
2.7mm x 3.0mm PCB, SML, DUAL YELLOW/GREEN CHIPS, WATER CLEAR LENS, TAPE & REEL.

THE SPECIFICATIONS MAY CHANGE AT ANY TIME WITHOUT NOTICE DUE TO NEW MATERIALS OR PRODUCT IMPROVEMENT.

CONFIDENTIAL INFORMATION
THE INFORMATION CONTAINED IN THIS DOCUMENT IS THE PROPERTY OF LUMEX INC. EXCEPT AS SPECIFICALLY AUTHORIZED IN WRITING BY LUMEX INC., THE HOLDER OF THIS DOCUMENT SHALL KEEP ALL INFORMATION CONTAINED HEREIN CONFIDENTIAL AND SHALL PROTECT SAME IN WHOLE OR IN PART FROM DISCLOSURE AND DISSEMINATION TO ALL THIRD PARTIES.

DATE:	07.02.12	DRAWN BY:	AB
PAGE:	1 OF 2	CHKD BY:	DT
SCALE:	NTS	APRVD BY:	DT
UNIT:	mm [INCH]		Ⓟ

PART NUMBER	SML-LXL1210YGC-TR	REV.	E
DATE	E.C.N. NUMBER AND REVISION COMMENTS		REV.
08.06.98	REDRAWN.		A
11.06.00	E.C.N. #10BRDR. & REDRAWN IN 3D.		B
11.06.00	E.C.N. #10BRDR. & #10851.		C
03.14.03	E.C.N. #10967.		D
06.26.12	E.C.N. #10BRDR. & REDRAWN/#11826.		E



NOTES:

1. THE POLARITY MARK IS ORIENTED TOWARDS THE TAPE SPROCKET HOLE.

*UNLESS OTHERWISE SPECIFIED TOLERANCES PER DECIMAL PRECISION ARE: X=±1 (±0.039), X.X=±0.5 (±0.020), X.XX=±0.25 (±0.010), X.XXX=±0.127 (±0.005). LEAD SIZE=±0.05 (±0.002), LEAD LENGTH=±0.75 (±0.030). MIN.= ^{+DECIMAL PRECISION}/_{-0.00} MAX.= ^{+0.00}/_{-DECIMAL PRECISION}



290 E. HELEN ROAD
 PALATINE, IL 60067-6976
 PHONE: +1.847.359.2790
 FAX: +1.847.359.6538
 WEB: WWW.LUMEX.COM
 MEMBER OF ITW PHOTONICS GROUP

2.7mm x 3.0mm PCB, SML, DUAL YELLOW/GREEN CHIPS, WATER CLEAR LENS, TAPE & REEL.

THE SPECIFICATIONS MAY CHANGE AT ANY TIME WITHOUT NOTICE DUE TO NEW MATERIALS OR PRODUCT IMPROVEMENT.

CONFIDENTIAL INFORMATION
 THE INFORMATION CONTAINED IN THIS DOCUMENT IS THE PROPERTY OF LUMEX INC. EXCEPT AS SPECIFICALLY AUTHORIZED IN WRITING BY LUMEX INC., THE HOLDER OF THIS DOCUMENT SHALL KEEP ALL INFORMATION CONTAINED HEREIN CONFIDENTIAL AND SHALL PROTECT SAME IN WHOLE OR IN PART FROM DISCLOSURE AND DISSEMINATION TO ALL THIRD PARTIES.

DATE:	07.02.12	DRAWN BY:	AB
PAGE:	2 OF 2	CHKD BY:	DT
SCALE:	NTS	APRVD BY:	DT
UNIT:	mm [INCH]		(Pb)