



LDP25 SERIES

25 WATT OUTPUT

LED POWER SUPPLY



Features

- * 25W Single outputs
- * Universal AC input range 90-305Vac
- * Constant Current Design
- * Active PFC > 0.9
- * Low inrush current < 5A
- * No load power consumption 1W
- * Low profile with 20mm height and narrow 30mm width
- * Low frequency flicker design
- * Continuous short circuit protection
- * Over temperature protection
- * IP 67 Rated
- * Fully isolated plastic case
- * Dimming function: PWM / 1~10VDC / Potentiometer



MODEL	Output Rated Voltage	Constant Current Region	Ripple and Noise(V p-p max.) ^{Note1}	Output Rated Current	No Load Output Voltage (max.)	Output Rated Power	%EFF. (typ.)
LDP25S240-C110BR	24V	9-24V	0.24V	1100mA	29V	26.40W	86%
LDP25S240-C110B	24V	16-24V	2.0V				88%
LDP25S240-C105BR	24V	9-24V	0.24V	1050mA	29V	25.20W	85%
LDP25S240-C105B	24V	16-24V	2.0V				87%
LDP25S240-C070BR	24V	9-24V	0.24V	700mA	29V	16.80W	84%
LDP25S240-C070B	24V	16-24V	2.0V				86%
LDP25S360-C070BR	36V	9-36V	0.36V	700mA	43V	25.20W	86%
LDP25S360-C070B	36V	24-36V	2.7V				88%
LDP25S480-C053BR	48V	9-48V	0.48V	530mA	56V	25.44W	86%
LDP25S480-C053B	48V	32-48V	4.8V				88%
LDP25S480-C035BR	48V	9-48V	0.48V	350mA	56V	16.80W	84%
LDP25S480-C035B	48V	32-48V	4.8V				86%

Note: Ripple and Noise are measured at 20MHz bandwidth with a 0.1uF ceramic capacitor and 10uF aluminum capacitor.

All specifications are Typical at nominal line , full load and 25°C unless otherwise noted

Order Information:

Series	Output(W)	IP Code	Output Voltage	Dimming Function	Rated Output Current	Input Voltage	Ripple Noisie	
LDP	25	X	XXX	X	XXX	B	X	
		S : Single O/P with IP64	240 : 24V	C : No dimming P : PWM/1-10V,	24V	B : 100-277 Vac	R : 1% output ripple and noise or Blank : 10% output ripple and noise	
			360 : 36V		36V			070: 700mA
			480 : 48V		48V			053: 530mA 035: 350mA
		A : Single O/P with IP67	240 : 24V		24V			110: 1100mA 105: 1050mA 070: 700mA
			360 : 36V		36V			070: 700mA
			480 : 48V		48V			053: 530mA 035: 350mA

Specifications

INPUT SPECIFICATIONS:

AC Input Voltage 90~305Vac
 Frequency 47 to 63Hz
 Power Factor.....115Vac/230Vac.....PF≥0.9 at 75%~100%Load
277Vac.....PF≥0.9 at 100% Load
 Inrush Current.....<5A After 100µS @240Vac, Cold Start @25°C
 Leakage Current0.5mA max.
 No load Consumption.....1W typ.

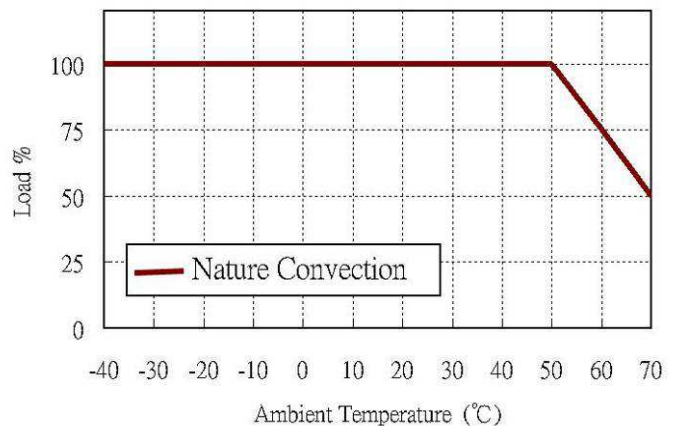
OUTPUT SPECIFICATIONS:

Maximum Output Voltage..... See Table
 Constant Current Accuracy...(note1).....±5%max.
 Current Line Regulation(note 2)..... ±5%max.
 Current Load Regulation.....(note 3)..... ±5%max.
 Start up time.....0.5 second max.
 Over Voltage Protection.....TVS Clamp
 Short Circuit Protection..... Hiccup Mode, Auto Recovery

GENERAL SPECIFICATIONS:

Efficiency.....See Table
 Temperature±0.05%/°C (0~50°C)
 Isolation voltage, Input to output.....3.75KVac
 Isolation resistance, Input to output.....10⁸Ω min.
 Operating Ambient Temperature-40°C~70°C(see derating curve)
 Cooling.....natural
 Storage Temperature..... -40 ~ 85°C
 Operating Humidity.....20%~95%RH non-condensing.
 Operating Altitude.....Sea Level to 3000m
 MTBF,MIL-HDBK-217F(25°C Ta) 200K hrs.
 Dimensions,.....5.511x1.181x0.787Inches (140.00x30.00x20.00mm)
 Weight.....100g

LDP25 Series Derating Curve



SAFETY AND EMISSIONS:

SafetyUL8750, IEC/EN61347-1
 IEC/EN61347-2-13,
 EMI.....FCC Part 18/EN55015 Class B
 EMS.....EN61547,EN61000-4-2,3,4,5,6
 EN61000-3-2 Harmonic Class C,EN61000-3-3

NOTE:

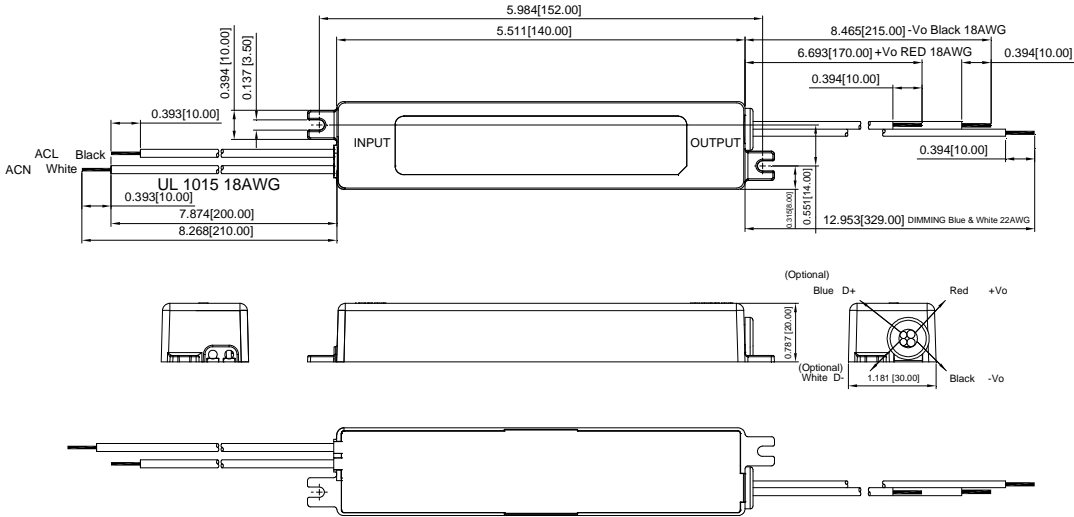
1. Current accuracy is set at nominal input voltage and full load.
2. Line regulation is measured from High Line to Low Line with full load.
3. Load regulation is measured minimum to maximum of the constant current region
4. Nominal Input Voltage at 230Vac
5. The input/output wires accessibility shall be evaluated during final system assembly.

All specifications are Typical at nominal line , full load and 25°C unless otherwise noted

Mechanical Specification

Standard Cable for LDP25Sxxx-PxxxBR, LDP25Axxx-PxxxBR

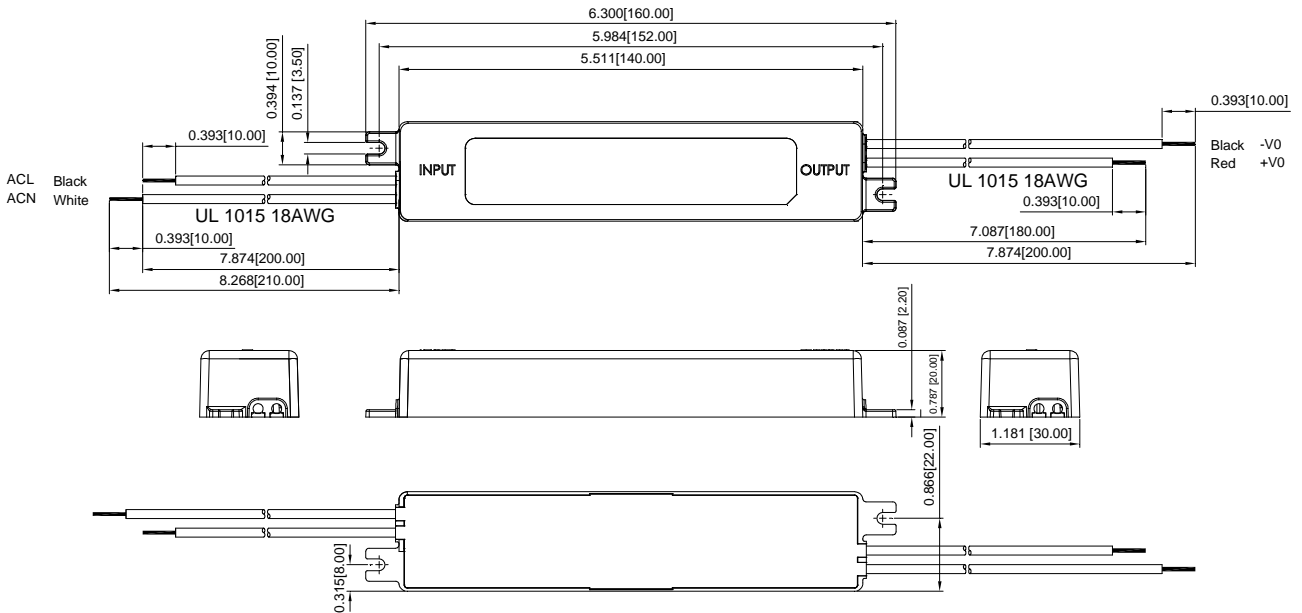
All Dimensions are in inches(mm)
 Tolerance: Inches: X.XXX±0.02
 Millimeters: X.XX±0.5
 UNIT : inches(mm)



WIRE CONNECTION		
COLOR	NO DIMMING	PWM DIMMING
BLUE	(N.A.)	D+
WHITE	(N.A.)	D-
RED	+VO	+VO
BLACK	-VO	-VO

Standard Cable for LDP25Sxxx-CxxxBx, LDP25Axxx-CxxxBx

All Dimensions are in inches(mm)
 Tolerance: Inches: X.XXX±0.02
 Millimeters: X.XX±0.5
 UNIT : inches(mm)



All specifications are Typical at nominal line , full load and 25°C unless otherwise noted