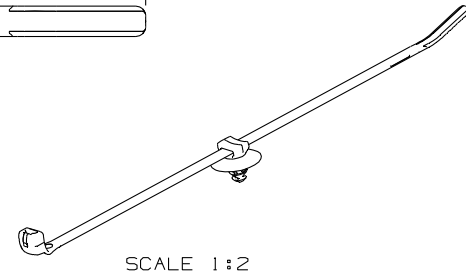
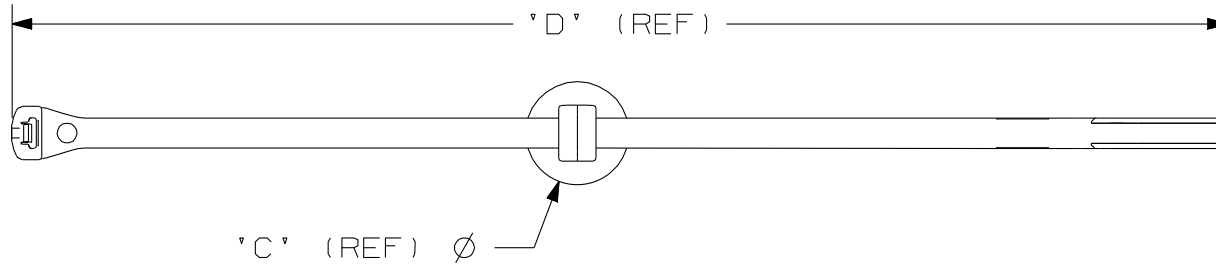



THIS COPY IS PROVIDED ON A RESTRICTED BASIS AND IS NOT TO BE USED IN ANY WAY DETRIMENTAL TO THE INTERESTS OF PANDUIT CORP.

PANDUIT PART NUMBER	CABLE TIE		DIMENSIONS				COLOR	WEIGHT grams/100pcs
	MIN TENSILE	MAX BUNDLE	'A'	'B' (REF)	'C' (REF)	'D' (REF)		
PUM-049-C2S-_30	50 LBS (222 N)	2.0 '' (51 MM)	13.8	7.2	16.5	193	BLACK	140.0



NOTES:

- SEE www.panduit.com FOR CURRENT PART NUMBER SUFFIX DESIGNATION AND FOR PACKAGE SIZE AND PART COLOR.
- (*) DIMENSIONAL VARIANCE IS POSSIBLE DUE TO MOLDING PROCESS RELATED SINK MARKS.
- APPLICATION SPECIFICATION:
 A. NOMINAL HOLE DIAMETER: 4.6 - 4.9 mm
 B. NOMINAL PANEL THICKNESS: 0.7 - 3.0 mm

REV	DATE	BY	CHK	APR	DESCRIPTION	ECN
R	6/04/13	BWG	MPH	RTFI	DRAWING RELEASED.	10B015JW/R

TITLE PUM-049-C2S-_30 PUSH MOUNT/CABLE TIE ASSEMBLY		CUSTOMER DRAWING	
ITEM REVISION NAME 10B015JW/00		PANDUIT	
DATASET FILE NAME 10B015JW_DC/00 - 10B015JW_REVR			
UNLESS OTHERWISE SPECIFIED, DIMENSIONS ARE METRIC.		MATERIAL: HEAT STABILIZED NYLON 6.6	
.x ± 0.5 .xxx : - - - .xx ± - - - ANGLS : - - -		DRAWING NUMBER: 10B015JW	
THIRD ANGLE PROJECTION		SCALE 1:1 UNLESS NOTED	
DRAWN BY BWG	DATE 6/04/13	CHK RTFI	SIZE A

D101000A/15