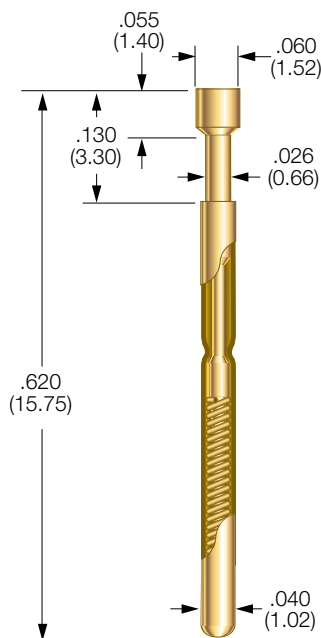
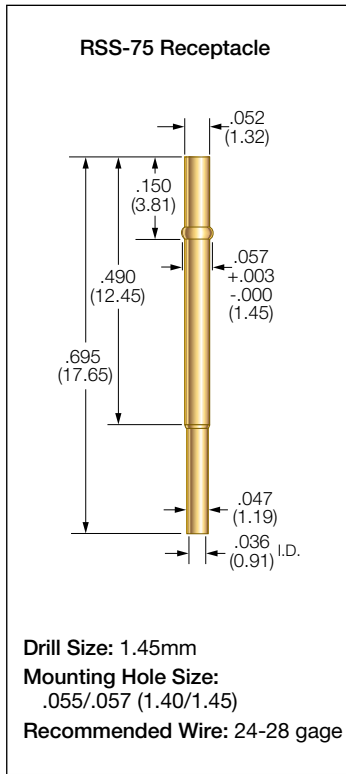


.075 Centers - Size 75 Series SS

SS-75 PROBE



PROBE SPECIFICATIONS

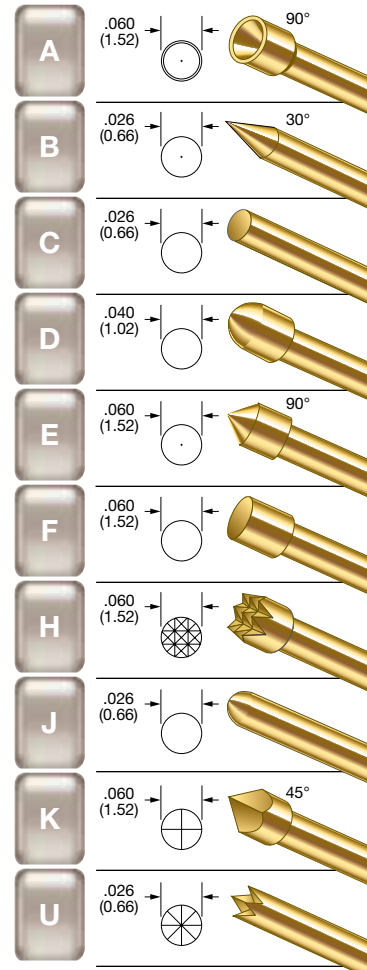
Minimum Centers: .075 (1.91)
 Current Rating: 3 amps continuous
 Spring Force: 2.4 or 4.9 oz. @ .050 (1.27) travel
 Typical Resistance: < 25 mΩ
 Maximum Travel: .050 (1.27)
 Working Travel: .050 (1.27)

Rated Force oz. (g)	Preload oz. (g)	Material
2.4 (68)	1.7 (48)	SS
4.9 (139)	3.1 (88)	SS

MATERIALS

Barrel: Nickel/silver, gold plated
 Spring: Stainless steel, gold plated
 Plunger: Beryllium copper, gold plated over nickel or Duralloy™
 Receptacle: Nickel/silver, gold plated, gold plated post

BeCu PLUNGER TIPS



RECEPTACLE OPTIONS

Part Number	Style	Receptacle Length	Probe/Receptacle Combined Length	Comments
RSS-75-CR	Crimp	0.695 (17.65)	0.825 (20.96)	—
RSS-75-SC	Solder Cup	0.695 (17.65)	0.825 (20.96)	—
RSS-75-RP	Round Post	1.070 (27.18)	1.200 (30.48)	.375 post length - .025 dia.
RSS-75-WW-429	Wire Wrap	1.124 (28.55)	1.254 (31.85)	.429 post length - .025 sq.

HOW TO ORDER: SPRING CONTACT PROBE

RECEPTACLE

SS SERIES	75 SIZE	A TIP STYLE	2.4 SPRING FORCE	G PLATING OPTIONS	RSS SERIES	75 SIZE	WW TERMINATION	429 POST LENGTH
SERIES: SS: STANDARD SSX: IMPROVED POINTING ACCURACY		PLATING OPTIONS: G: GOLD PLATED PLUNGER D: DURALLOY™ PLATED PLUNGER			TERMINATIONS: CR: CRIMP SC: SOLDER CUP WW: WIRE WRAP RP: ROUND POST		POST LENGTH: WW: 429	
SPRING FORCE: 2.4 oz. @ .050 (1.27) TRAVEL 4.9 oz. @ .050 (1.27) TRAVEL		CRIMPING PLIERS: CPSS75 INSERTION TOOL: RTSS75						

VIEW UPDATES OF THIS INFORMATION AT WWW.IDINET.COM

Specifications subject to change without notice. Dimensions in inches (millimeters)