



Errata

Applies to IP65 step motors from pilot production build

Part numbers:

HW23-598-099

HW23-598D-099

HW23-601-099

HW23-601D-099

HW23-753-099

HW23-753D-099

HW23-754-099

HW23-754D-099

HW34-506-099

HW34-506D-099

HW34-696-099

HW34-696D-099

1. Some units have cables that are rated 80°C. These motors should be operated such that the case temperature does not exceed 80°C.
2. The wire colors may differ from our standard. See wiring diagrams below and on the back.

Motors with orange, orange/white, red, red/white, black, black/white, yellow, yellow/white.

Eight lead motor connected in PARALLEL to a bipolar drive.



Eight lead motor connected in SERIES to a bipolar drive.

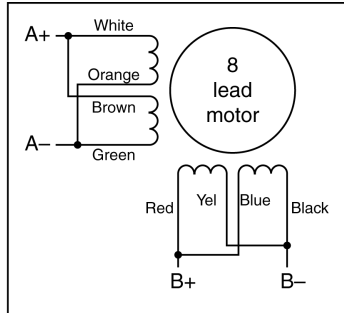


Eight lead motor connected to a unipolar drive.

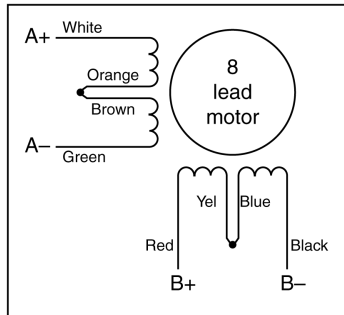


Motors with white, orange, brown, green, red, yellow, blue, black.

Eight lead motor connected in PARALLEL to a bipolar drive.



Eight lead motor connected in SERIES to a bipolar drive.

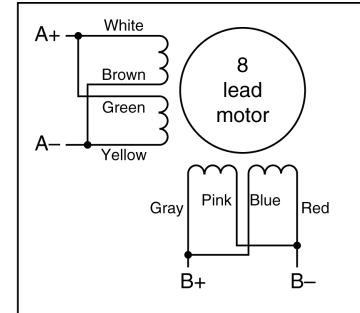


Eight lead motor connected to a unipolar drive.

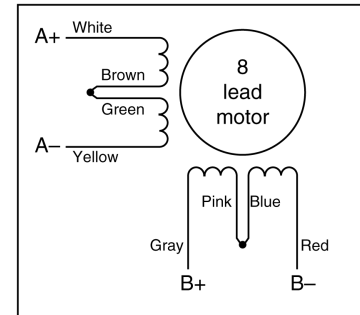


Motors with white, brown, green, yellow, gray, pink, blue, red.

Eight lead motor connected in PARALLEL to a bipolar drive.



Eight lead motor connected in SERIES to a bipolar drive.



Eight lead motor connected to a unipolar drive.

