

Cascadable Amplifier 10 to 1200 MHz

Rev. V3

Features

- LOW NOISE: 3.0 dB (TYP.)
- HIGH GAIN - TWO STAGES: 26 dB (TYP.)
- ULTRA LOW PHASE DEVIATION FROM LINEARITY: $<\pm 2^\circ$, 100-1000 MHz
- LOW VSWR: 1.2:1 (TYP.)

Description

The A64 RF amplifier is a discrete hybrid design, which uses thin film manufacturing processes for consistent performance and high reliability.

This 2 stage bipolar transistor feedback amplifier design displays impressive performance over a broadband frequency range. An active DC biasing network insures temperature-stable performance.

Both TO-8 and Surface Mount packages are hermetically sealed, and MIL-STD-883 environmental screening is available

Ordering Information

Part Number	Package
A64	TO-8
SMA64	Surface Mount
CA64 **	SMA Connectorized

** the connectorized version is not RoHs compliant.

Product Image



Electrical Specifications: $Z_0 = 50\Omega$, $V_{CC} = +15 V_{DC}$

Parameter	Units	Typical	Guaranteed	
		25°C	0° to 50°C	-54° to +85°C*
Frequency	MHz	2-1250	10-1200	10-1200
Small Signal Gain (min)	dB	26.0	24.0	23.0
Gain Flatness (max)	dB	± 0.5	± 0.8	± 1.0
Reverse Isolation	dB	32		
Noise Figure (max)	dB	3.4	4.3	4.8
Power Output @ 1 dB comp. (min)	dBm	8.0	7.0	6.5
IP3	dBm	+20		
IP2	dBm	+41		
Second Order Harmonic IP	dBm	+47		
VSWR Input / Output (max)		1.5:1 / 1.5:1	1.9:1 / 1.9:1	2.0:1 / 2.0:1
DC Current @ 15 Volts (max)	mA	35	38	40

Absolute Maximum Ratings

Parameter	Absolute Maximum
Storage Temperature	-62°C to +125°C
Case Temperature	+125°C
DC Voltage	+20 V
Continuous Input Power	6 dBm
Short Term Input power (1 minute max.)	50 mW
Peak Power (3 μ sec max.)	0.5 W
"S" Series Burn-In Temperature (case)	+125°C

Thermal Data: $V_{CC} = +15 V_{DC}$

Parameter	Rating
Thermal Resistance θ_{jc}	141°C/W
Transistor Power Dissipation P_d	0.187 W
Junction Temperature Rise Above Case T_{jc}	26°C

* Over temperature performance limits for part number CA64, guaranteed from 0°C to +50°C only.

1

ADVANCED: Data Sheets contain information regarding a product M/A-COM Technology Solutions is considering for development. Performance is based on target specifications, simulated results, and/or prototype measurements. Commitment to develop is not guaranteed.

PRELIMINARY: Data Sheets contain information regarding a product M/A-COM Technology Solutions has under development. Performance is based on engineering tests. Specifications are typical. Mechanical outline has been fixed. Engineering samples and/or test data may be available. Commitment to produce in volume is not guaranteed.

• **North America** Tel: 800.366.2266 • **Europe** Tel: +353.21.244.6400
 • **India** Tel: +91.80.4155721 • **China** Tel: +86.21.2407.1588
 Visit www.macomtech.com for additional data sheets and product information.

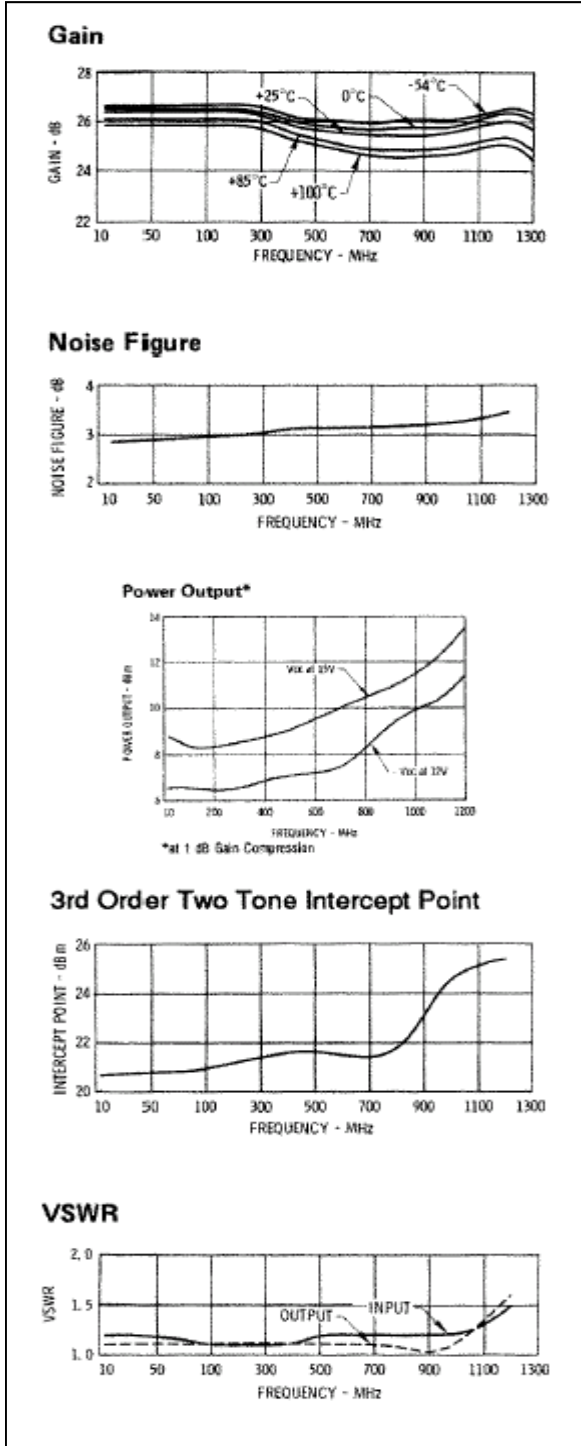
M/A-COM Technology Solutions Inc. and its affiliates reserve the right to make changes to the product(s) or information contained herein without notice.

A64 / SMA64

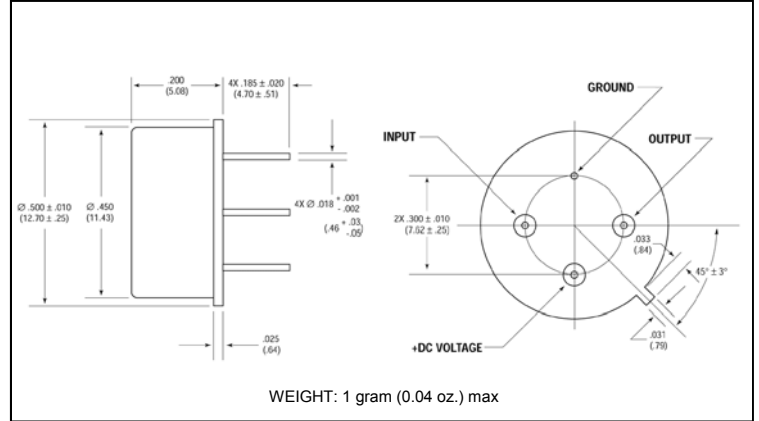
Cascadable Amplifier
10 to 1200 MHz

Rev. V3

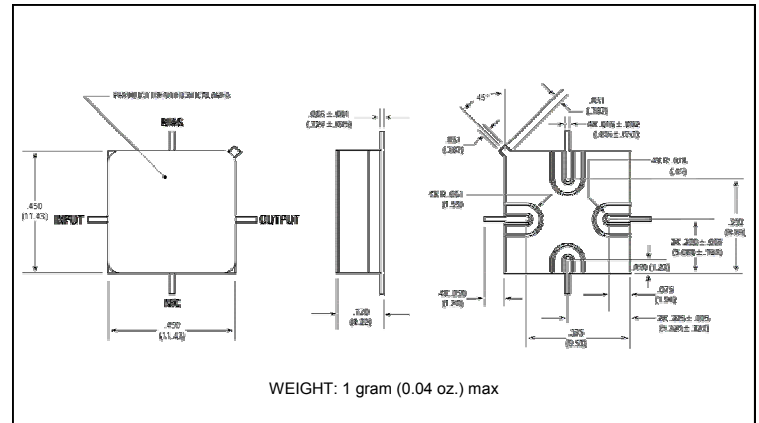
Typical Performance Curves at +25°C



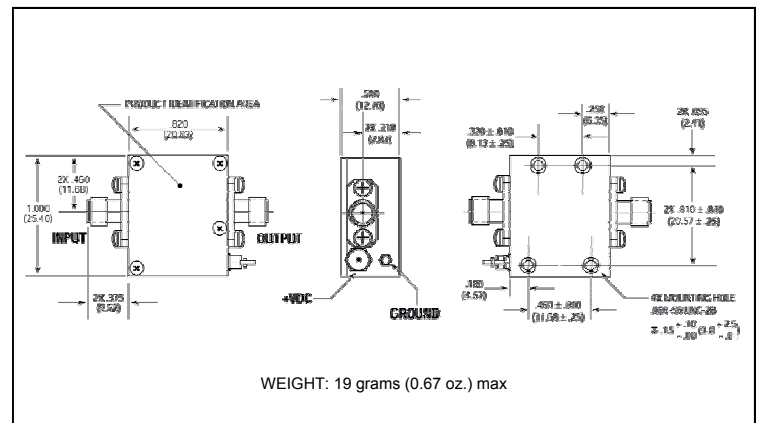
Outline Drawing: TO-8 *



Outline Drawing: Surface Mount *



Outline Drawing: SMA Connectorized *



* Dimensions are inches (millimeters) ±0.015 (0.38) unless otherwise specified.

ADVANCED: Data Sheets contain information regarding a product M/A-COM Technology Solutions is considering for development. Performance is based on target specifications, simulated results, and/or prototype measurements. Commitment to develop is not guaranteed.
PRELIMINARY: Data Sheets contain information regarding a product M/A-COM Technology Solutions has under development. Performance is based on engineering tests. Specifications are typical. Mechanical outline has been fixed. Engineering samples and/or test data may be available. Commitment to produce in volume is not guaranteed.

• **North America** Tel: 800.366.2266 • **Europe** Tel: +353.21.244.6400
 • **India** Tel: +91.80.4155721 • **China** Tel: +86.21.2407.1588
 Visit www.macontech.com for additional data sheets and product information.

M/A-COM Technology Solutions Inc. and its affiliates reserve the right to make changes to the product(s) or information contained herein without notice.