



PART NO. : LG01-0346N2RL

QUAD COMMON MODE CHOKES

RoHS COMPLIANT

COMPATIBLE TO LEAD-FREE SOLDERING PROCESS
CONDITION PER IPC/JEDEC J-STD-020C

OPTIMIZED FOR TELECOM APPLICATIONS

OPERATING TEMPERATURE -40/+85°C

ELECTRICAL SPECIFICATIONS @25° C

OCL (100KHz,50mV)

35µH min

DCR

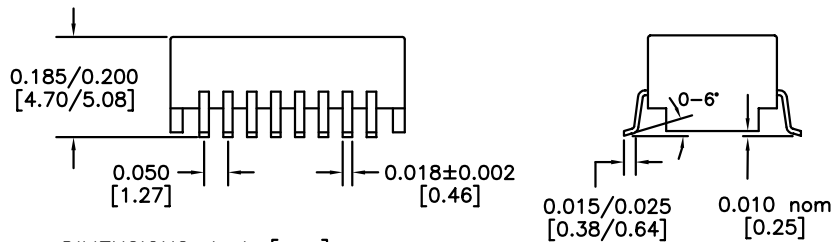
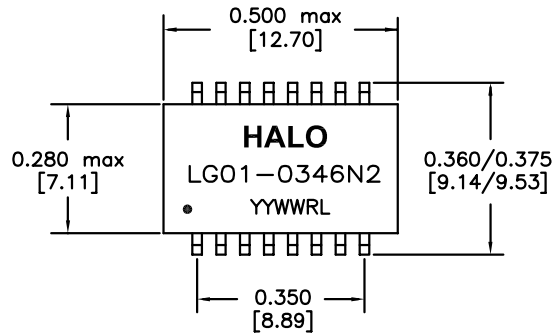
0.3Ω max

Cw/w

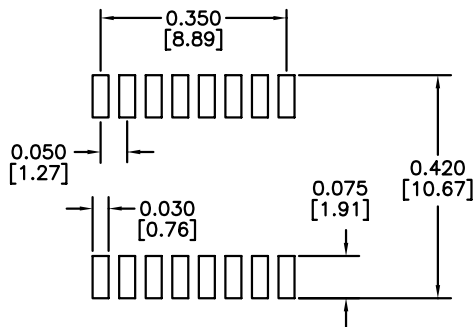
15pF max

ISOLATION

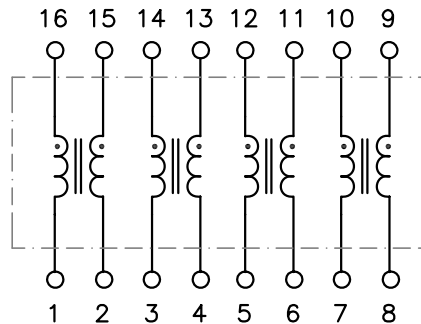
500Vrms



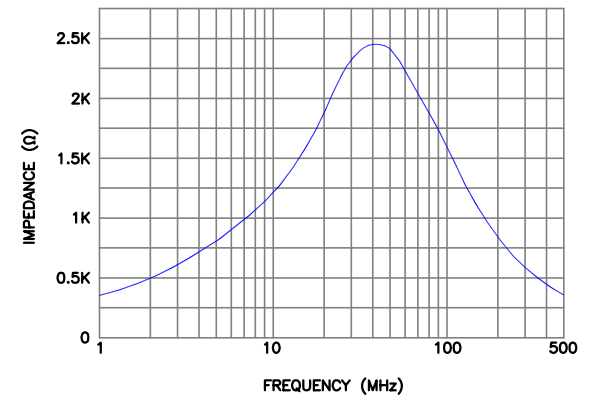
DIMENSIONS: Inch [mm]
CO-PLANARITY: 0.004 [0.10]
TOLERANCES: ±0.005 INCH IF NOT SPECIFIED



RECOMMENDED SOLDER PAD LAYOUT



TYPICAL IMPEDANCE CURVE



HALO/PBL

CALIFORNIA, USA
KOWLOON, HONG KONG
SINGAPORE

TITLE	COMMON MODE CHOKES		SIGNATURES	DATE	REV.	DESC.	DATE
FOR	DATA LINE FILTERING		DRAWN	LI ZHI ZHONG	6/23/05	A	FIRST ISSUE
PART NO.	LG01-0346N2RL		CHECKED	LEI KEONG	7/28/10	B	UPDATE
SCALE	NONE	PAGE	1 OF 1	APPROVED	PETER LU	7/28/10	C
				FILE	LG01-346RL.DWG		