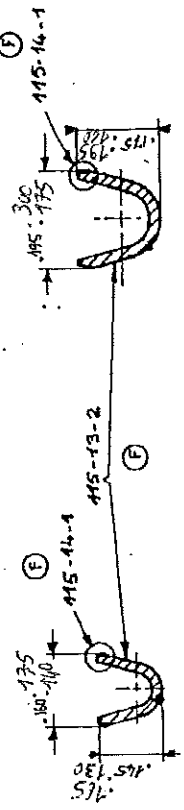
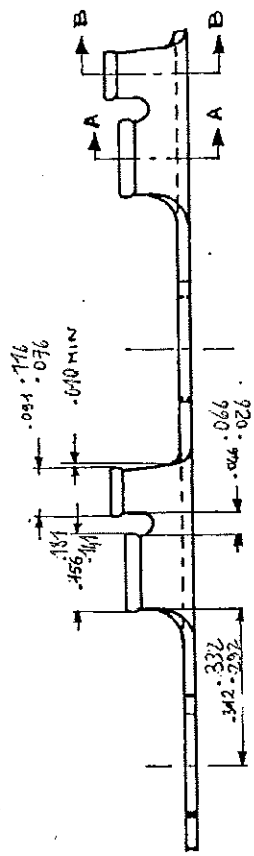
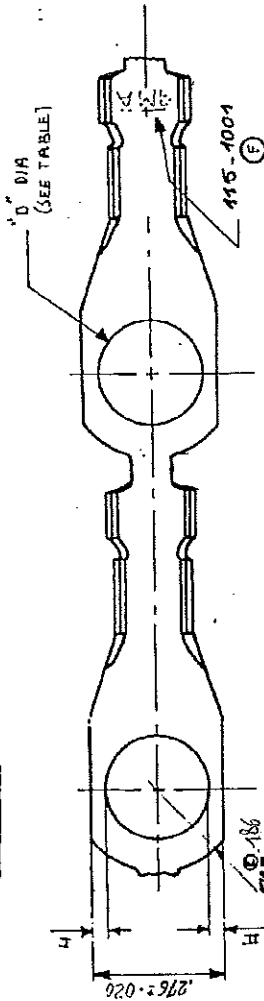


DIMENSIONS I & II TO BE EQUAL WITHIN .020



SEC. B-B

SEC. A-A

CODE	GAGE NO

140664-1A 140664 140663		PART NUMBER	
BRASS 1/2 HARD		MATERIAL	
2.00 1.70 1.50		FINISH	
4 4 mm 4 mm		WIRE RANGE	
PLAIN Tin Plated		WIDE RANGE	
D 3.00		STOCK THK .0236 X 33%	
.000 ± .008		TOLERANCES	
18-14		TRIMMING BURR NOT TO EXCEED .001 IN.	
RECTANGULAR TONGUE		SPECIFICATION CLASSIFICATION	
NAME		MAJOR <input checked="" type="checkbox"/> MINOR <input type="checkbox"/>	
SCALE 4:1		REF (NONE) SDF 1B-11	
NUMBER C-740664		INSULATION RANGE	
REV A		.10 dia .10	
LOC F B		DR C. GUYADER	
F B		APPR P.E. GRASSAND	
F B		REL	
F B		CHK G. MINIOW	
F B		IDW .530	
F B		WIRE CRIMP INS CRIMP 5B	
F B		SURFACE AREA 3.523 sq in.	
F B		QTY/REEL 5000	
F B		DIE 3529	
F B		HEAT TREAT	
F B		DIRECTION OFF TOP OF REEL 107-3 Fig 6	
F B		APPL FEED 855	
F B		DIE FEED 855	

140664

DIFFUSION NO.

111

AMP 2031-2