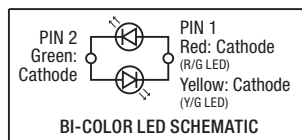
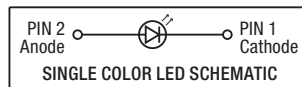
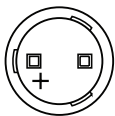
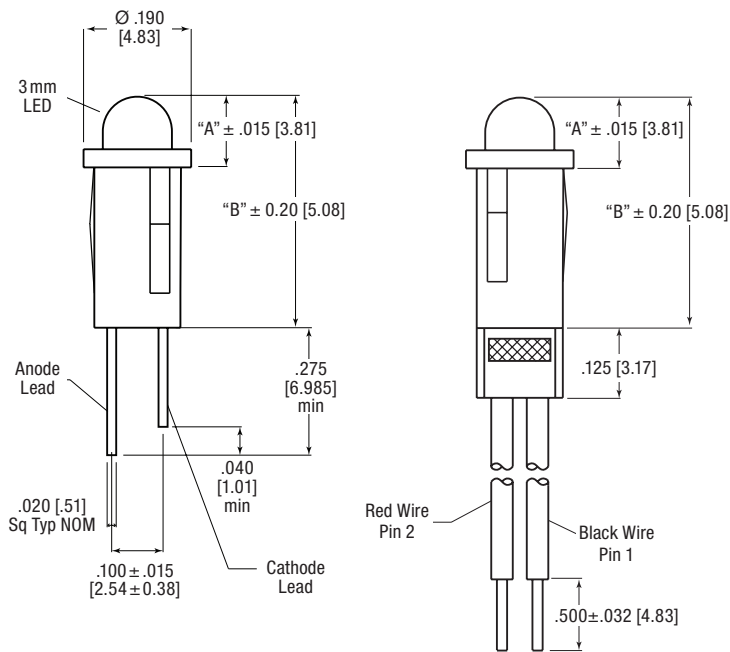




Dimensions

inches [mm]



Certifications & Ratings

- RoHS Compliant

Application

Dialight's 558 series LED panel mount indicator is available with a variety of LEDs including AllnGaP and InGaN technology for high brightness applications, bi-color and integral resistors. These indicators are designed for a variety of applications such as:

- Fan tray assemblies
- Data center infrastructure (servers and storage)
- Networking equipment (switches and routers)
- Storage networking hardware (fiber channel host bus adapter cards)
- Next-Gen wireless infrastructure
- Electronic test & measurement instruments
- Communications testing equipment
- ... and many more!

Mechanical information

Mounting Hole Size: 0.155 – 0.158" (3.94 – 4.01 mm)

Max Panel Thickness: 0.031 – 0.062" (.787 – 1.57 mm)

Mounting Torque: N/A

Specifications

Voltage Options: 1.8 – 3.3VDC typical, 5VDC typical (resistor included)

Operating Temp: See table

Storage Temp: -55 °C to +100 °C (-67 °F to +212 °F)

Electrical Connection: Straight terminals for wire wrapping or 26 AWG lead wire

Housing: Valox UL94V-0 and enhances LED contrast

Connectors: Available upon request

Possible Connectors: Samtec IPD1-05-S-K

Terminals: Available upon request

Possible Terminals: Samtec CC79L-2630-01-S; AMP 1-104480-3

Ordering Information 558 Series

Part Number Guide

RoHS Compliant

5	5	8	-	X	X	X	X	-	0	X	X	F
									LED Code (see below)		Wire Code	
									Standard		0	
									PVC Free		2	
									Termination Code			
									Straight Terminals		1	
									26 AWG 6" wire leads		3	
									26 AWG 14" wire leads		7	

LED Code	Color	Peak Wavelength (nm)	Intensity Typ. (mcd)	If Typ. (mA)	Vf Typ. (VDC)	Viewing Angle	Max DC Forward Current (mA)	Type	Operating Temp	DIM "A"	DIM "B"
0102	● Red	635	29	12	5	60	15	5V Integral Resistor	-40 °C to +85 °C	0.101	0.381
0202	● Green	565	19	12	5	60	15				
0302	● Yellow	585	12.6	12	5	60	15				
3001	●● Red / Green	630 / 565	5.6 / 8.7 @ 10 mA	10 / 20	1.9 / 2.0 @ 20 mA	200	30 / 30	Bi-Color	-55 °C to +100 °C	0.101	0.381
3101	●● Red / Green	660 / 565	12.6 / 3.7	20	1.6 / 2.1	200	40 / 30				
3201	●● Yellow / Green	585 / 565	5.8 / 12.3	10	2.1 / 2.1	80	20 / 30				
0101	● Red	635	8.7	10	2	60	30	High Efficiency Diffused	-25 °C to +85 °C	0.111	0.391
0201	● Green	565	12.6	10	2.1	60	30				
0301	● Yellow	585	8.7	10	2.1	60	20		-55 °C to +85 °C	0.101	0.381
0401	● Orange	600	7	10	1.9	60	25				
1801	● Red	660	60	20	1.8	60	40	Low Current Diffused	-55 °C to +100 °C	0.107	0.387
0803	● Blue	468	57	10	3.2	100	30		-40 °C to +100 °C		
1101	● Red	635	2.4	2	1.7	60	7	Non-Tinted / Non-Diffused	-55 °C to +100 °C	0.101	0.381
1201	● Yellow	585	1.4	2	1.8	60	7		-40 °C to +100 °C		
1301	● Green	565	1.6	2	1.9	60	7		-40 °C to +100 °C		
0501	● Green	565	70	20	2.1	45	30	Tinted / Non-Diffused	-40 °C to +100 °C	0.101	0.381
0601	● Yellow	592	200	20	1.9	45	50		-40 °C to +85 °C		
0701	● Red	660	170	20	1.8	45	40		-40 °C to +85 °C		
6003	● Blue	468	520	20	3.3	45	30		-40 °C to +85 °C		
6403	○ White	Y=.31 Y=.32	3000	20	3.3	45	30	White Diffused	-45 °C to +85 °C		
1501	● Green	565	40	10	2.1	45	30		-55 °C to +100 °C		
1601	● Yellow	585	70	20	2.1	45	20		-40 °C to +100 °C		
1701	● Red	660	170	20	1.8	45	40				
6203	● Green	518	85	2	2.1	100	30				

Dialight reserves the right to make changes at any time in order to supply the best product possible. The most current version of this document will always be available at: www.dialightsignalsandcomponents.com

Warranty Statement: Except for the warranty expressly provided for [herein/above/below], Dialight disclaims any and all other warranties, express or implied, including, without limitation, any warranties of merchantability, fitness for a particular purpose, title, and noninfringement.