

6

5

4

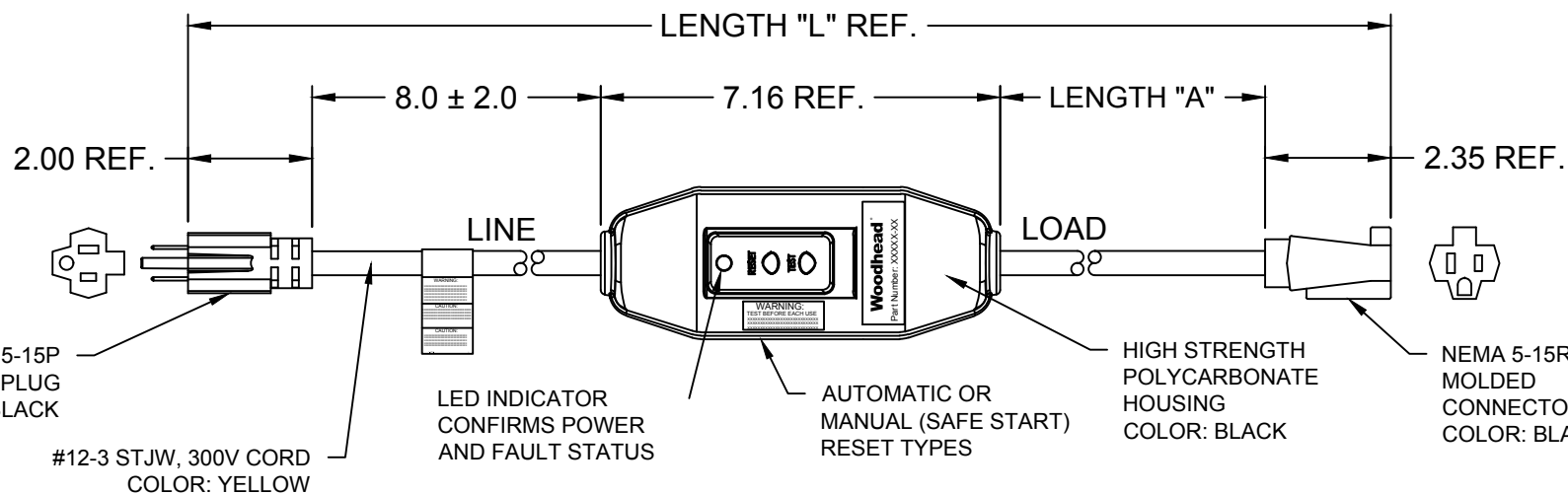
3

2

1

E

E

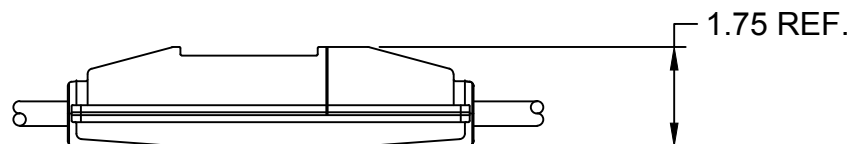


D

D

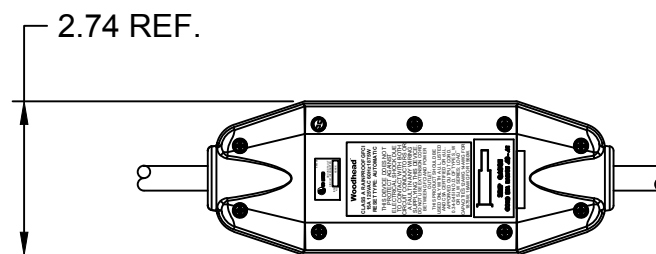
C

C



B

B



MATERIAL NO.	ENGINEERING NO.	LENGTH "L"	LENGTH "A"	POWER-UP
1301530020	15050-1A	2 FT 7.5 IN	1 FT ± 1 IN	AUTO
1301530037	15050-6A	7 FT 7.5 IN	6 FT ± 2 IN	AUTO
1301530023	15050-25A	26 FT 7.5 IN	25 FT ± 2 IN	AUTO
1301530031	15050-50A	51 FT 7.5 IN	50 FT ± 4 IN	AUTO
1301530021	15050-1M	2 FT 7.5 IN	1 FT ± 1 IN	MANUAL
1301530038	15050-6M	7 FT 7.5 IN	6 FT ± 2 IN	MANUAL
1301530024	15050-25M	25 FT 7.5 IN	25 FT ± 2 IN	MANUAL
1301530032	15050-50M	50 FT 7.5 IN	50 FT ± 4 IN	MANUAL

**TECHNICAL:**

LISTED:  
 RATED SUPPLY VOLTAGE:  
 RATED CURRENT:  
 RESET TYPE:  
 OPERATING FREQUENCY:  
 TYPE:  
 GROUND TRIP CURRENT:  
 OVERLOAD CURRENT:  
 INSULATION VOLTAGE:  
 ENDURANCE OPERATIONS:

UL AND cUL  
 120 VAC  
 UP TO 15 AMPS OR CABLE RATING  
 AUTOMATIC OR MANUAL  
 60 Hz  
 CLASS A  
 4-6 mA  
 90 AMP 125 VAC  
 1,500 VRMS - 1 MINUTE  
 3000 OPERATIONS

A

A

INITIAL RELEASE EC NO: IPC2013-1078 DRWN: HRUIZ01 2013/02/06 CHKD: HKNEELAN 2014/07/22 APPR: JFMURPHY 2015/04/20	DESCRIPTION REV	QUALITY SYMBOLS =0 =0	GENERAL TOLERANCES (UNLESS SPECIFIED)		DIMENSION STYLE INCH		SCALE NTS	DESIGN UNITS INCH	THIRD ANGLE PROJECTION		
				mm	INCH	DRAWN BY HRUIZ01	DATE 2013/02/06	TITLE 120V 15A INLINE GFCI W/ MOLDED PLUG & CONN NEMA 5-15			
			4 PLACES	±---	±---	CHECKED BY HKNEELAN	DATE 2014/07/22				
			3 PLACES	±---	±.005	APPROVED BY JFMURPHY	DATE 2015/04/20				
			2 PLACES	±0.13	±0.10	MATERIAL NO. SEE TABLE		DOCUMENT NO. SD-130153-013		SHEET NO. 1 OF 1	
			1 PLACE	±0.25	±0.020	SIZE A		THIS DRAWING CONTAINS INFORMATION THAT IS PROPRIETARY TO MOLEX INCORPORATED AND SHOULD NOT BE USED WITHOUT WRITTEN PERMISSION			
			ANGULAR ±1/2°								
			DRAFT WHERE APPLICABLE MUST REMAIN WITHIN DIMENSIONS								

6

5

4

3

2

1