

## Features

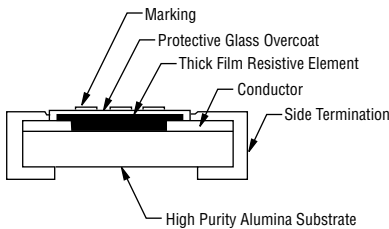
- RoHS compliant\*
- 4 isolated resistors in an 0804 size package
- E24 series from 10 ohms to 1 megohm
- Concave termination style
- Resistance tolerance  $\pm 5\%$
- Suitable for most types of soldering processes
- Paper tape on plastic reel for automatic placement

## Model CAT10 - Chip Resistor Array

### Characteristics

Number of Elements..... 4 (isolated)  
 Power Rating per Resistor @ 70 °C  
 .....0.0625 W  
 Package Power Rating @ 70 °C  
 .....0.250 W  
 Operating Temperature Range  
 ..... -55 °C to +125 °C  
 Derated to 0 Load @.....+125 °C  
 Max. Working Voltage.....25 V  
 Max. Overload Voltage .....50 V  
 Resistance Tolerance .....  $\pm 5\%$   
 Resistance Range/E24 Series  
 .....10 ohms to 1 megohm  
 plus Zero-ohm Jumper  
 T.C.R.....  $\pm 250$  ppm/°C  
 Packaging..... 10,000 pieces per reel

### Construction



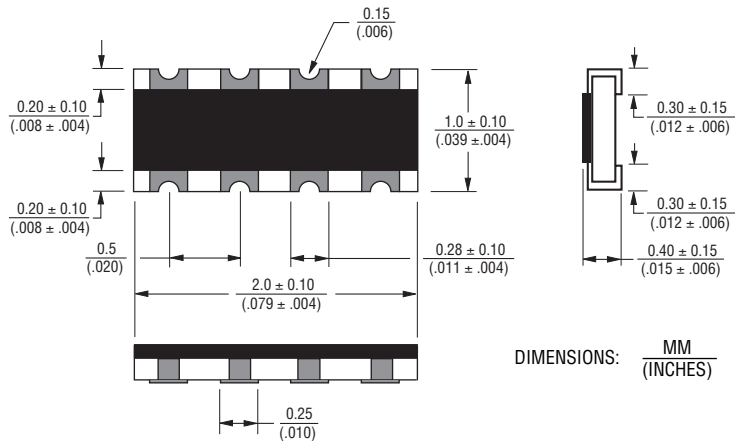
### How To Order

**CA T 10 - 103 J 4 LF**

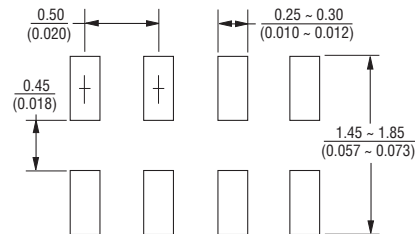
Chip Arrays ————|  
 Type ————|  
 • T = Concave  
 Model ————|  
 • 10 = 0804 Package Size  
 Resistance Code ————|  
 • <10 ohms: "R" represents decimal point (example: 4R7 = 4.7 ohms)  
 •  $\geq 10$  ohms: First two digits are significant, third digit represents number of zeros to follow (example: 474 = 470k ohms)  
 • 000 = Zero Ohm Jumper  
 Resistance Tolerance ————|  
 • J =  $\pm 5\%$   
 Resistors ————|  
 • 4 = 4 pcs.  
 Terminations ————|  
 • LF = Tin-plated (RoHS compliant)

For Standard Values Used in Capacitors, Inductors, and Resistors, [click here](#).

### Product Dimensions



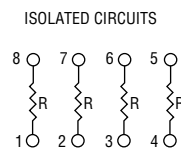
### Land Pattern



### Derating Curve



### Isolated Circuit



### Typical Part Marking

None on part. Label on reel will include part number.

\*RoHS Directive 2002/95/EC Jan. 27, 2003 including annex and RoHS Recast 2011/65/EU June 8, 2011. Specifications are subject to change without notice. The device characteristics and parameters in this data sheet can and do vary in different applications and actual device performance may vary over time. Users should verify actual device performance in their specific applications.

# Model CAT10 - Chip Resistor Array

**BOURNS®**

## Soldering Profile for RoHS Compliant Chip Resistors and Arrays



## Packaging Dimensions



DIMENSIONS:  $\frac{\text{MM}}{\text{(INCHES)}}$

REV. 01/15

Specifications are subject to change without notice. The device characteristics and parameters in this data sheet can and do vary in different applications and actual device performance may vary over time. Users should verify actual device performance in their specific applications.