

THIS DRAWING IS UNPUBLISHED. RELEASED FOR PUBLICATION
 © COPYRIGHT BY TYCO ELECTRONICS CORPORATION. ALL RIGHTS RESERVED.

LOC		DIST		REVISIONS			
P	LTR	DESCRIPTION	DATE	DWN	APVD		
AD	00	A1	REVISED PER ECO-08-000470	1/8/08	SS	MS	

SPECIFICATIONS:

MATERIAL

BASE, PPS, UL94V-0, BLACK
 COVER, PPS, UL94V-0, BLACK
 ACTUATOR, PA6T, UL94V-0, WHITE
 FIXED CONTACT/TERMINAL, CU ALLOY-GOLD FLASH OVER NICKEL
 MOVING CONTACT, CU ALLOY, PLATE-GOLD FLASH/NICKEL
 CLIP, STAINLESS STEEL

ELECTRICAL

MAX CONTACT RATING SWITCHING, 100MILLIAMPS @ 24 VDC
 MIN CONTACT RATING SWITCHING, .1MICROAMP @ 1 MILLIVOLT
 MAX CONTACT NON-SWITCHING, 1AMP @ 5 VDC
 INITIAL CONTACT RESISTANCE, 50 MILLIOHMS MAX.
 CONTACT RESISTANCE (AFTER ENVIRONMENTAL TEST), 100 MILLIOHMS
 CONTACT RESISTANCE (AFTER GAS TEST), 300 MILLIOHMS
 INSULATION RESISTANCE, 1,000 MEGOHMS MIN. @ 100 VDC
 DIELECTRIC STRENGTH, 500 VAC RMS @ SEA LEVEL
 LIFE EXPECTANCY, 1,000 CYCLES

MECHANICAL

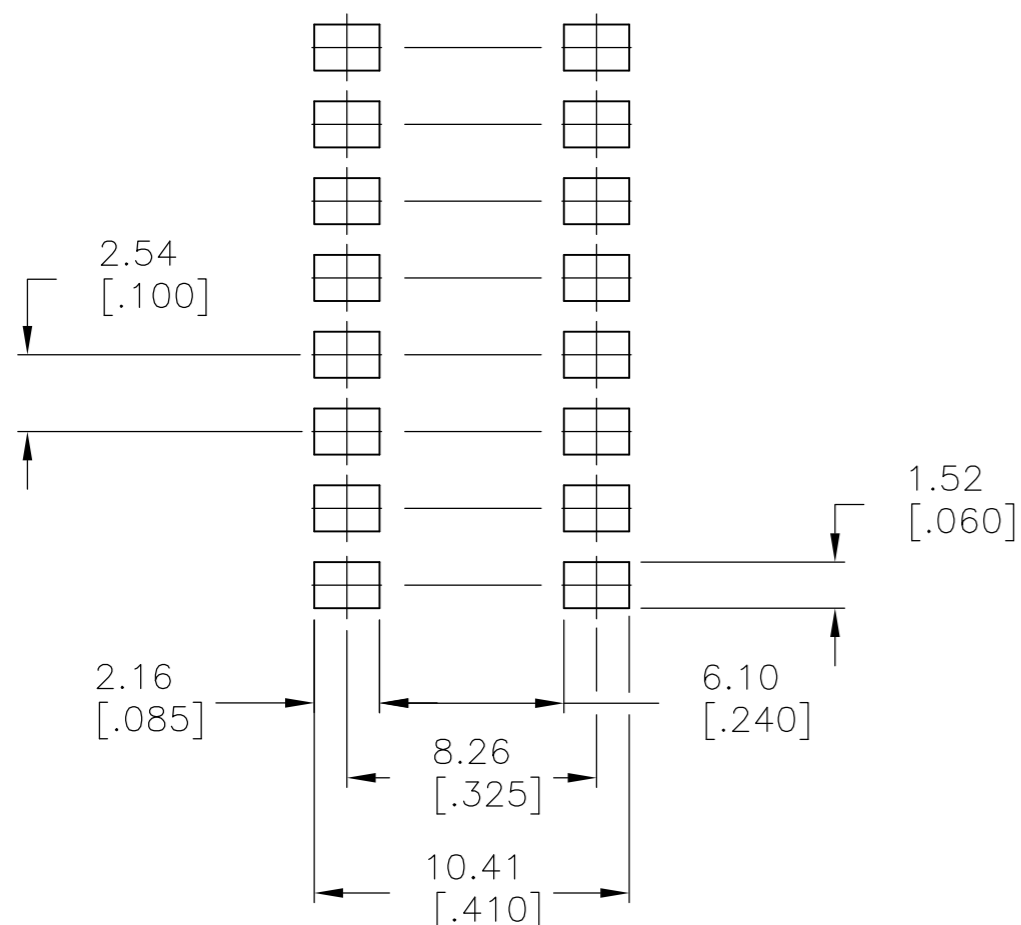
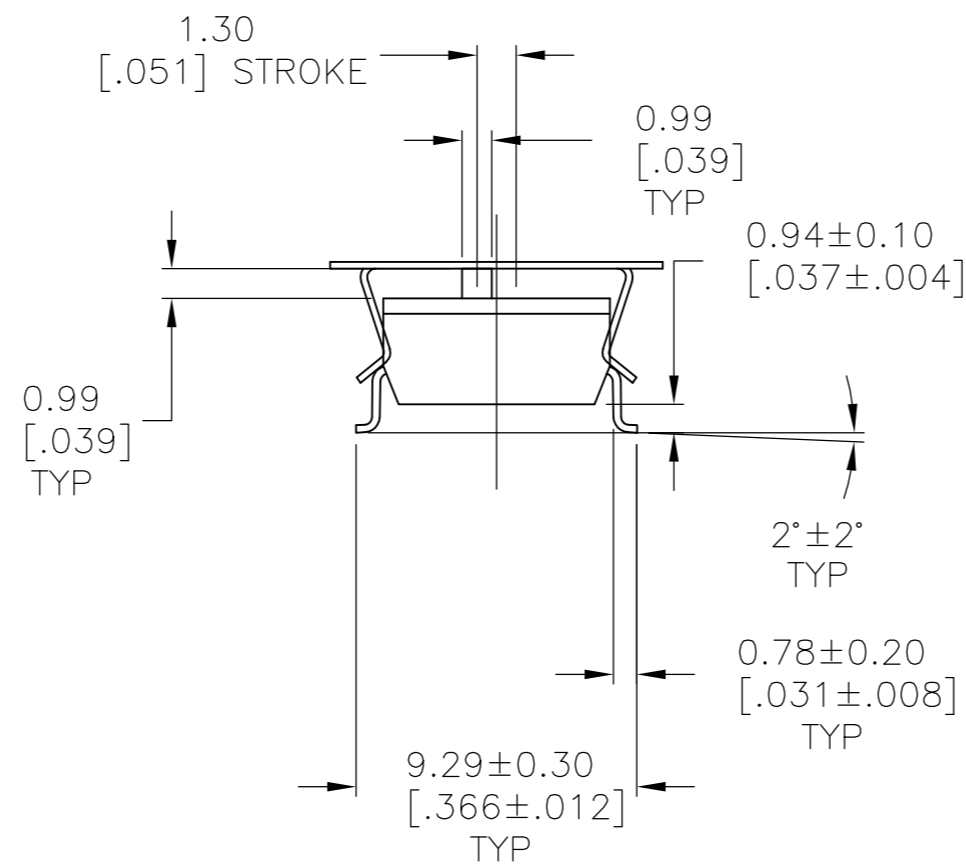
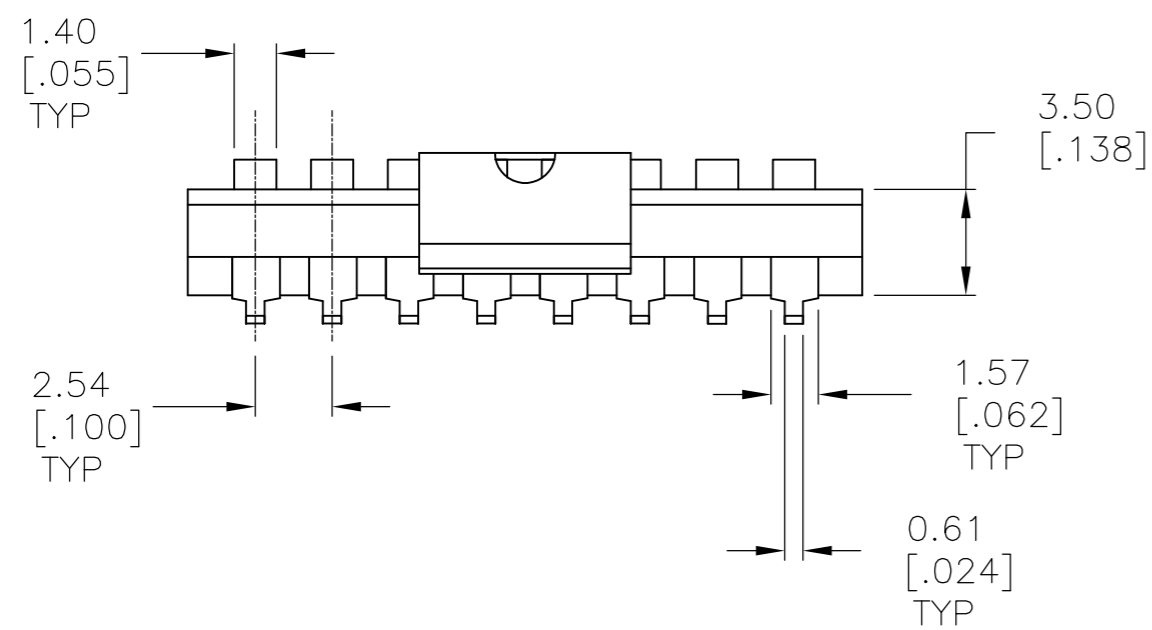
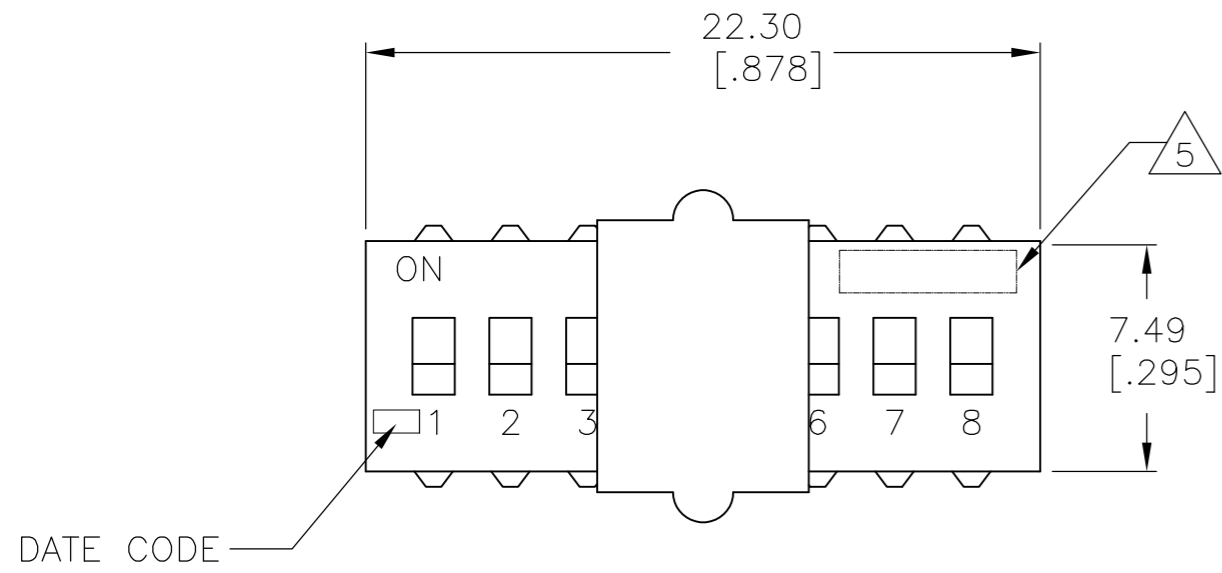
OPERATING FORCE, LESS THAN 800 GRAMS
 CONTACT PRESSURE, 280,000 PSI

ENVIRONMENTAL

OPERATING TEMPERATURE, -30 TO +85 DEGREES C
 STORAGE TEMPERATURE, -45 TO + 100 DEGREES C
 CLEANING, AQUEOUS OR SOLVENT
 SOLDER HEAT RESISTANCE, PER 109-201, COND B, SWITCH "OFF".
 SOLDERABILITY PER JIS C 0050 & JIS C 0053

- SWITCHES TO BE RECEIVED IN THE "OFF" POSITION AND PACKAGED ON TAPE AND REEL, PACKAGED PER EIA-481.
- TOP SURFACE TO BE CLEARLY MARKED AS SHOWN.
- SWITCHES TO BE BLACK WITH WHITE ACTUATORS AND MARKINGS.
- ALL MATERIALS AND FINISHES SHALL COMPLY WITH EU DIRECTIVE 2002 /95/EC OF 27JAN2003 (ROHS).

 MODEL NUMBER ON THIS SURFACE.



RECOMMENDED PAD LAYOUT

1825911

1825911-1
 PART NUMBER

THIS DRAWING IS A CONTROLLED DOCUMENT.		DWN	M.BINNER	17MAY07	Tyco Electronics Corporation Harrisburg, PA 17105-3608		
DIMENSIONS: mm [INCHES]		CHK	M.SARVER		NAME DIP SWITCH, ADE085 SPECIAL		
TOLERANCES UNLESS OTHERWISE SPECIFIED:		APVD	M.SARVER		PRODUCT SPEC		
0 PLC ± -		APPLICATION SPEC			SIZE	CAGE CODE	DRAWING NO
1 PLC ± -					A2	00779	C=1825911
2 PLC ± 0.30[.012]					SCALE	SHEET	REV
3 PLC ± -					4:1	1 OF 1	A1
4 PLC ± -					CUSTOMER DRAWING		
ANGLES ± -							
FINISH							
SEE SPECS							