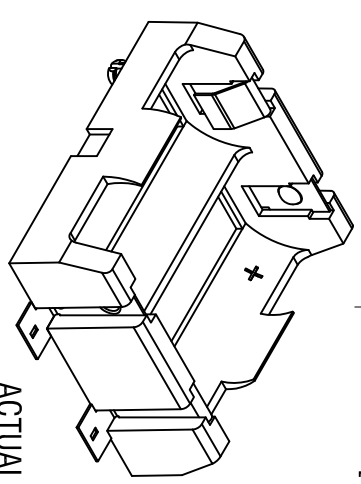
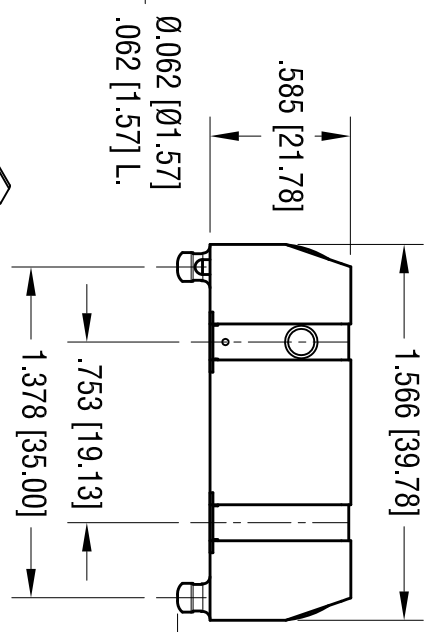
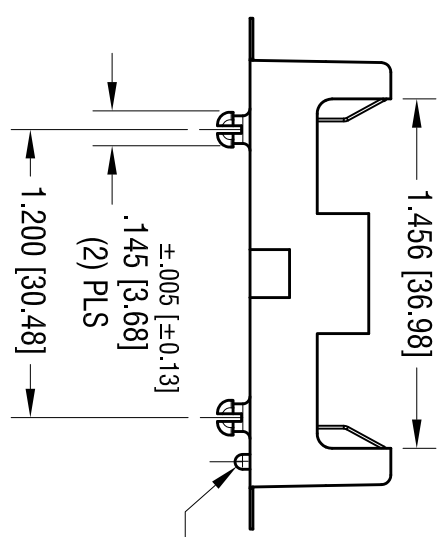
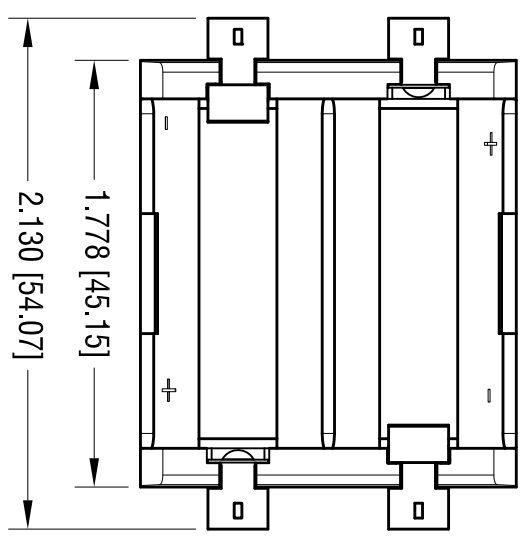
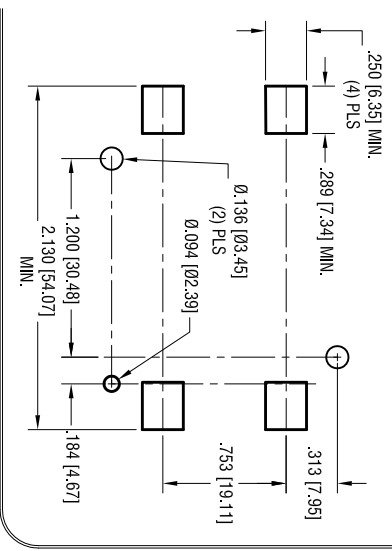


MOUNTING PAD LAYOUT



ACTUAL SIZE

- NOTE:**
- 1. BASE:**
MATERIAL: HEAT RESISTANCE NYLON
STANLYL 46 OR EQUIVALENT
 - 2. CONTACT:**
MATERIAL: .012 [0.30] THK STAINLESS STEEL
FINISH: GOLD FLASH, OVER NICKEL PLATE

DATE	DESCRIPTION	REV.
9.24.14	CHANGE AS PER ECN 14-104	A

KEYSTONE ELECTRONICS CORP.
www.keystec.com • ASTORIA, N.Y. 11105-2017 • Tel (718) 956-8900

PART NAME
DUAL SM POLARIZED HOLDER

MATERIAL
AS NOTED

FINISH
AS NOTED

TOLERANCES	INCH	[MM]	CODE	DRN BY	DATE
DECIMAL	± .010	[± 0.25]	C	NT	7.28.14
ANGULAR	± 1°			LN	SCALE
				DWG NO.	1098P

THIS DOCUMENT IS THE PROPERTY OF KEYSTONE ELECTRONICS CORP. AND SHALL NOT BE REPRODUCED, DISTRIBUTED OR USED AS A BASIS FOR MANUFACTURE WITHOUT PRIOR WRITTEN PERMISSION FROM KEYSTONE ELECTRONICS CORP.