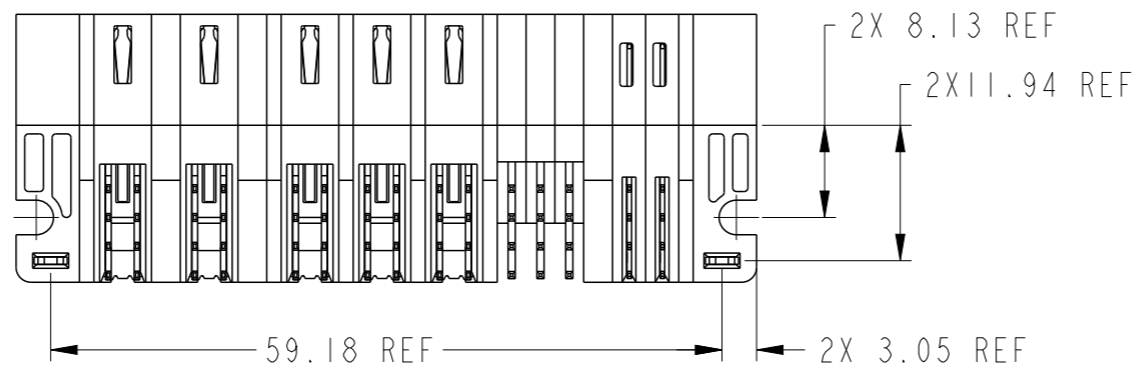
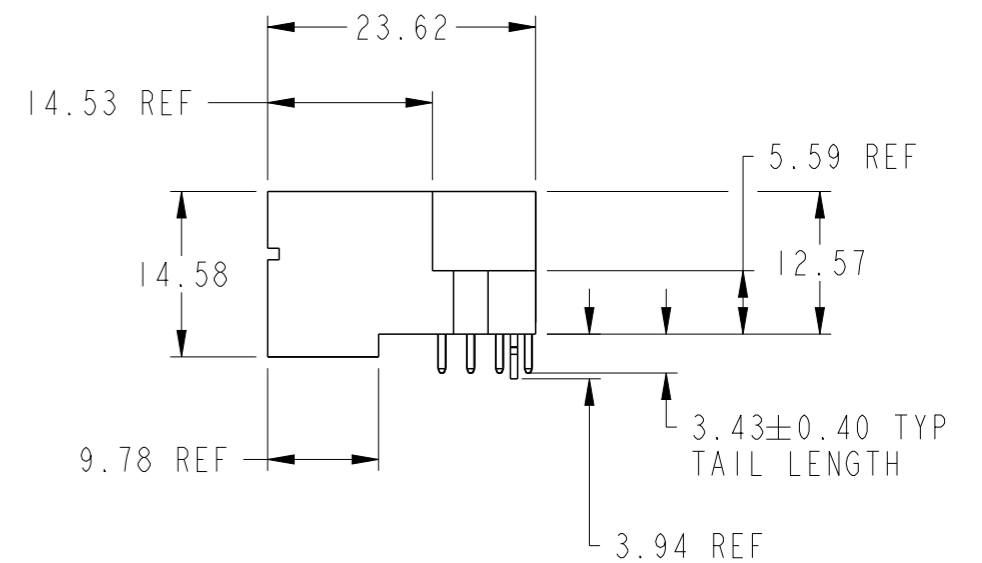
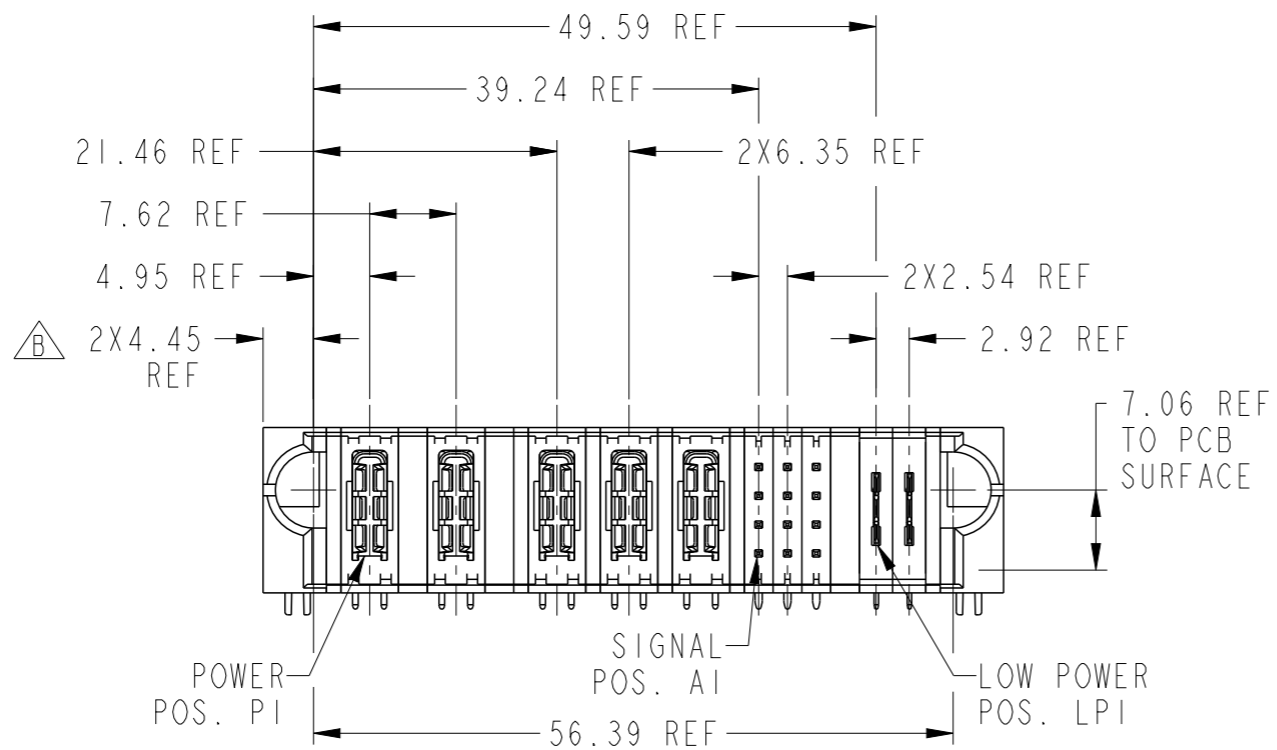
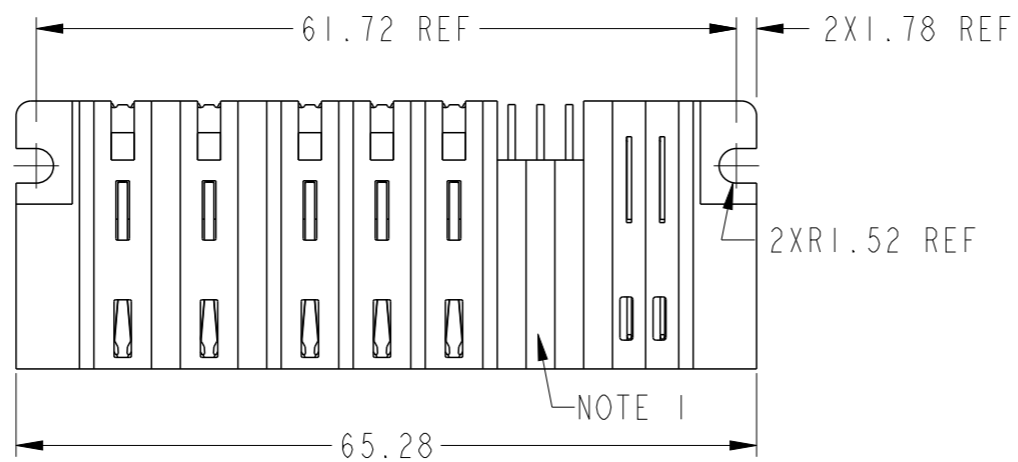
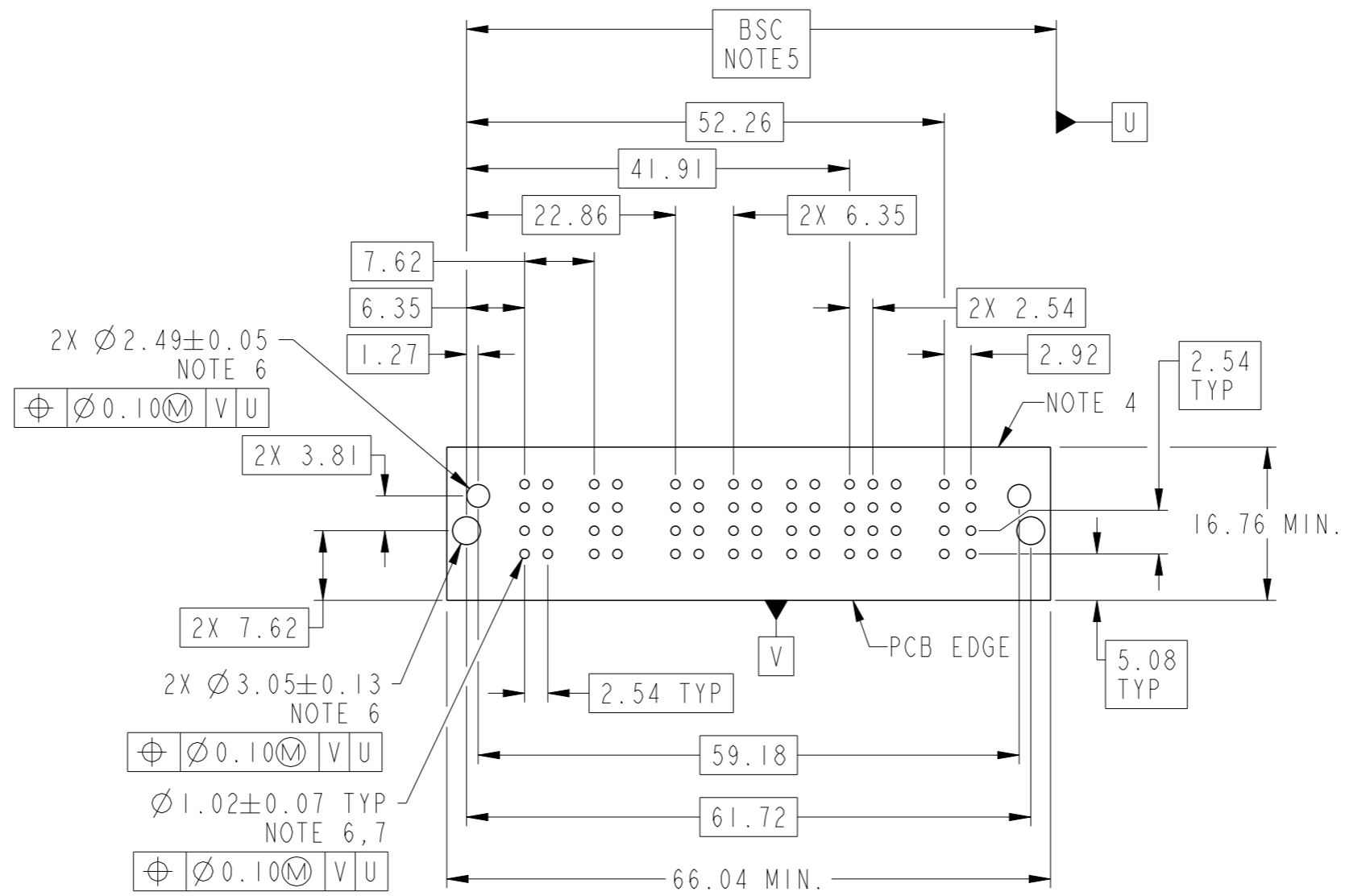


PRODUCT NUMBER SEE SHEET 2



spec ref	*	dr	Peng-Bing Fu	2012/05/03	projection	MM	size	A3	scale	3:2
tolerance std	ASME Y14.5	eng	Peng-Bing Fu	2012/11/14			ecn no	ELX-DG-013143-1	rel level	Released
TOLERANCES UNLESS OTHERWISE SPECIFIED		chr	Shao-Qi Kuang	2012/11/15						
surface		linear	0.X	±0.5		2ACP + 3HP + 12S + 2LP RA SOLDER HEADER	dwg no 10106262-5203001	rev B	ASME Y14.5 angular 0° ±2°	
			0.XX	±0.25					www.fci.com	cat. no.

PRODUCT NO.	ROWS	HIGH POWER					SIG			LP		E2
		E1	P1	P2	P3	P4	P5	1	2	3	LP1	
10106262-5203001LF	DCBA	HA	H1	H1	H1	H1	H1	U	U	H	LK	HA



CODE	DESCRIPTION
H	MLBF SIGNAL CONTACT, ROW D (3.43)
H1	STD HIGH POWER CONTACT (3.43)
HA	METAL HOLD DOWN
LK	STD LOW POWER CONTACT (3.43)
R	STD SIGNAL CONTACT, ROW A (3.43)
S	STD SIGNAL CONTACT, ROW B (3.43)
T	STD SIGNAL CONTACT, ROW C (3.43)
U	STD SIGNAL CONTACT, ROW D (3.43)

dr	Peng-Bing Fu	2012/05/03	projection	MM	size	A3	scale	3:2		
eng	Peng-Bing Fu	2012/11/14			ecn no	ELX-DG-013143-1	rel level	Released		
chr	Shao-Qi Kuang	2012/11/15								
appr	Pei-Ming Zheng	2012/11/15	product family	PwrBlade+						
			2ACP + 3HP + 12S + 2LP			dwg no		10106262-5203001	rev	B
www.fci.com			cat. no.		Product - Customer Drw			sheet 2 of 3		



Copyright FCI.

1

2

3

4

NOTES:

- 1) "FCI", PART NUMBER AND DATE CODE TO BE MARKED ON THIS SURFACE.  
THE P/N CAN BE OMITTED IF THERE IS NOT ENOUGH SPACE ON THIS SURFACE.
- 2) MATERIALS:  
-HOUSING - GLASS FILLED WITH HIGH TEMP THERMOPLASTIC, UL94V-0.  
-SIGNAL CONTACT - COPPER ALLOY.  
-POWER CONTACT - HIGH CONDUCTIVITY COPPER ALLOY.
- 3) PLATING SPECIFICATION REFER TO FCI 10116351
- 4) DENOTES CONNECTOR KEEP OUT ZONE.
- 5) DATUM AND BASIC DIMENSIONS WERE ESTABLISHED BY CUSTOMER.
- 6) ALL HOLE DIAMETERS ARE FINISHED HOLE SIZES.
- 7)  $1.15 \pm 0.025$ MM DRILLED HOLE PLATED WITH 0.00762MM MIN Sn  
OVER 0.0254-0.0762MM Cu PLATING TO ACHIEVE A  $1.02 \pm 0.07$ MM HOLE.
- 8) PRODUCT SPECIFICATION REFER TO FCI GS-12-658.  
APPLICATION SPECIFICATION REFER TO FCI GS-20-141.  
PRODUCT PACKAGED IN TRAYS, REFER TO FCI GS-14-1502.
- $\triangle B$  9) A  $\triangle B$  SYMBOL WILL BE NEXT TO ANY DIMENSION, VIEW, OR NOTE WHICH HAS BEEN MODIFIED WITH THE CURRENT DRAWING REVISION



Copyright FCI.

dr	Peng-Bing Fu	2012/05/03	projection 	MM 	size	A3	scale	3:2
eng	Peng-Bing Fu	2012/11/14			ecn no	ELX-DG-013143-1		
chr	Shao-Qi Kuang	2012/11/15			product family	PwrBlade+	rel level	Released
appr	Pei-Ming Zheng	2012/11/15			title 2ACP + 3HP + 12S + 2LP RA SOLDER HEADER	dwg no 10106262-5203001	rev B	
www.fci.com			cat. no.	Product - Customer Drw			sheet 3 of 3	

2

3