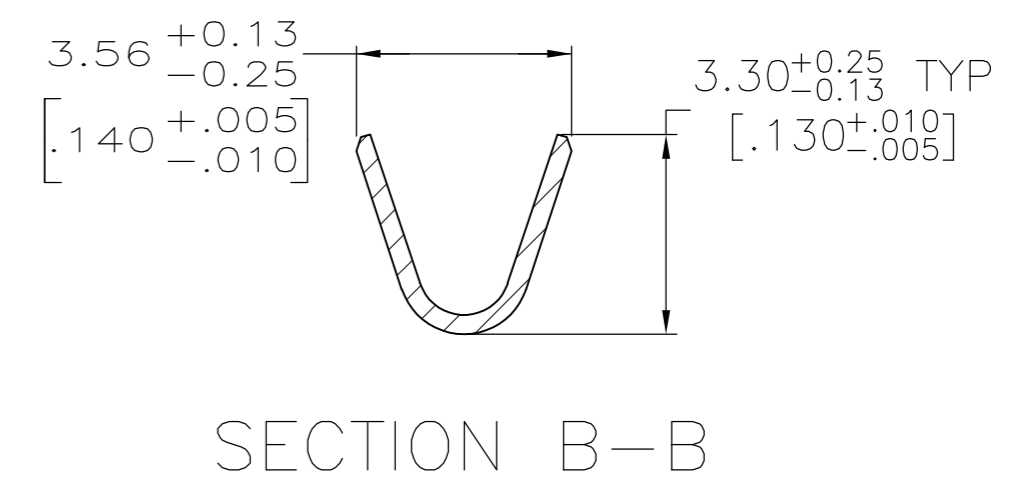
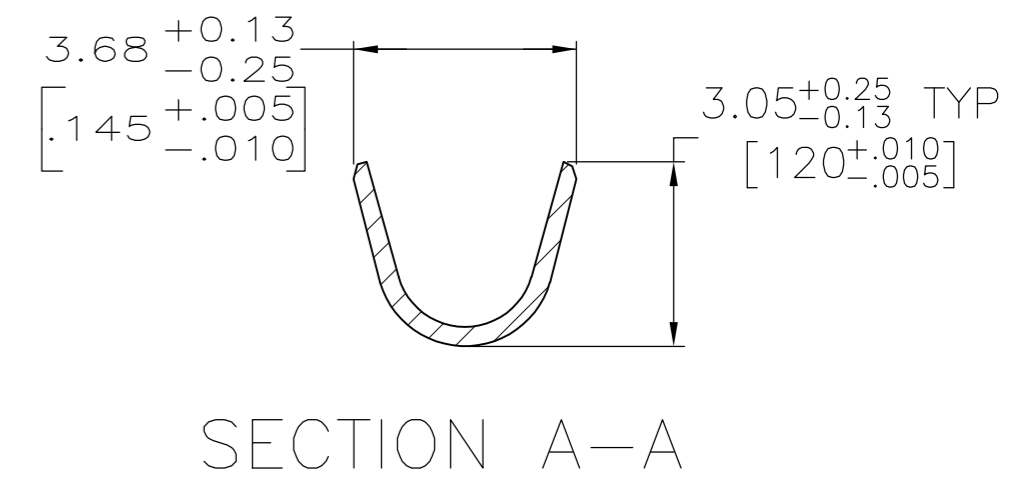
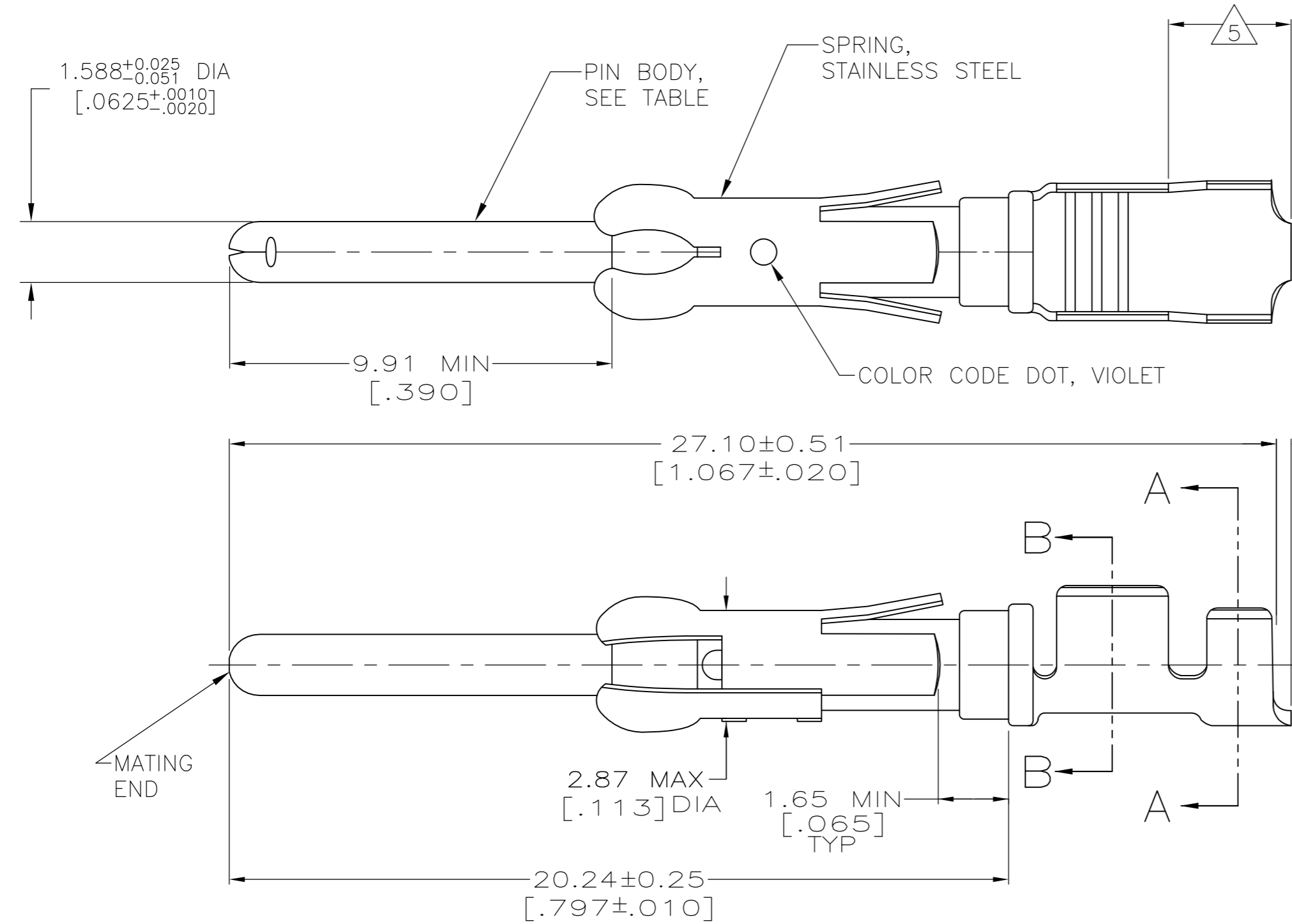


THIS DRAWING IS UNPUBLISHED. RELEASED FOR PUBLICATION
 © COPYRIGHT - By - ALL RIGHTS RESERVED.

| LOC | DIST | REVISIONS | | | | | |
|-----|------|-----------|-----|---------------------------|-----------|-----|------|
| FT | 0 | P | LTR | DESCRIPTION | DATE | DWN | APVD |
| | | K1 | | REVISED PER ECO-14-001124 | 24JAN2014 | NK | MZ |



- 1 0.76µm [.000030] MIN PRECIOUS METAL PLATE ON MATING END FOR A LENGTH OF 5.08 [.200] MIN WITH 1.27µm [.000050] MIN NICKEL PLATE. GOLD FLASH ALL OVER. CONFORMS TO THE REQUIREMENTS OF TE CONNECTIVITY PRODUCT SPEC 108-10042, BASED ON EIA/ECA-364-1000.01A (CONTROLLED ENVIRONMENT APPLICATIONS).
- 2 0.76µm [.000030] MIN PRECIOUS METAL PLATE ON MATING END FOR A LENGTH OF 5.08 [.200] MIN WITH A UNIFORM GRADIENT TO 0.25µm [.000010] ON REMAINDER, OVER 1.27µm [.000050] MIN NICKEL PLATE. GOLD FLASH ALL OVER. CONFORMS TO THE REQUIREMENTS OF TE CONNECTIVITY PRODUCT SPEC 108-10042, BASED ON EIA/ECA-364-1000.01A (CONTROLLED ENVIRONMENT APPLICATIONS).
- 3 0.38µm [.000015] MIN GOLD PER MIL-G-45204 ON MATING END FOR A LENGTH OF 5.08 [.200] MIN WITH 1.27µm [.000050] MIN MATTE TIN PLATE IN WIRE CRIMP AREA, BOTH OVER 1.27µm [.000050] MIN NICKEL PER QQ-N-290.
- 4 1.27µm [.000050] MIN TIN-LEAD PER MIL-T-10727 OVER 1.27µm [.000050] MIN NICKEL PER QQ-N-290.
- 5 GOLD PLATING NOT REQUIRED IN THIS AREA.
- 6 WIRE RANGE 18-14 AWG.
- 7 INSULATION RANGE 2.03[.080]-2.54[.100] DIA.
- 8 0.38µm [.000015] MIN GOLD PER MIL-G-45204 ON MATING END FOR A LENGTH OF 5.08 [.200] MIN, 1.27µm [.000050] MIN TIN-LEAD PER MIL-T-10727 FOR A LENGTH OF 5.69 [.224] MIN ON OPPOSITE END, BOTH OVER 1.27µm [.000050] MIN NICKEL PER QQ-N-290 ON ENTIRE CONTACT.
- 9 1.27µm [.000050] MIN TIN PER MIL-T-10727 OVER 1.27µm [.000050] MIN NICKEL PER QQ-N-290.
- 10 0.76µm [.000030] MIN PRECIOUS METAL PLATE ON MATING END FOR A LENGTH OF 5.08 [.200] MIN WITH 1.27µm [.000050] MIN MATTE TIN PLATE IN WIRE CRIMP AREA, BOTH OVER 1.27µm [.000050] NICKEL PLATE. CONFORMS TO THE REQUIREMENTS OF TE CONNECTIVITY PRODUCT SPEC 108-10042, BASED ON EIA/ECA-364-1000.01A (CONTROLLED ENVIRONMENT APPLICATIONS).

| STANDARD | 9 | CU-NI ALLOY | 1-66359-9 | 1-66361-6 | |
|------------|-------------|---------------|------------------------|-------------|---------|
| STANDARD | 4 | CU-NI ALLOY | 1-66359-7 | 1-66361-5 | |
| STANDARD | 1 | CU-NI ALLOY | 1-66359-6 | 1-66361-4 | |
| SMALL PACK | 9 | BRASS | 1-66359-4 OR 1-66359-8 | 1-66361-3 | |
| STANDARD | 9 | BRASS | 1-66359-4 OR 1-66359-8 | 1-66361-2 | |
| SMALL PACK | 10 | BRASS | 66359-4 | 1-66361-1 | |
| SMALL PACK | 4 | BRASS | 66359-2 | 1-66361-0 | |
| OBSOLETE | STANDARD | 8 | BRASS | 1-66359-3 | 66361-9 |
| OBSOLETE | STANDARD | 1 | PHOSPHOR BRONZE | 1-66359-2 | 66361-8 |
| OBSOLETE | STANDARD | 4 | PHOSPHOR BRONZE | 1-66359-1 | 66361-7 |
| STANDARD | 10 | BRASS | 66359-4 | 66361-4 | |
| STANDARD | 3 | BRASS | 66359-3 | 66361-3 | |
| STANDARD | 4 | BRASS | 66359-2 | 66361-2 | |
| STANDARD | 2 | BRASS | 66359-1 | 66361-1 | |
| PACKAGING | BODY FINISH | BODY MATERIAL | STRIP P/N REF | PART NUMBER | |

THIS DRAWING IS A CONTROLLED DOCUMENT.

| | | | |
|----------------------------|-----------------------------------------------------------------------------------------------------------------------------------|-----------------------------------------------------------------------------------------------------------------------------|---------------------------------------------------------------------------------------------------------|
| DIMENSIONS: mm [INCHES] | TOLERANCES UNLESS OTHERWISE SPECIFIED: 0 PLC ± - 1 PLC ± - 2 PLC ± ± 0.13 [.005] 3 PLC ± - 4 PLC ± - ANGLES ± - | DWN L.SIPE 06/03/92 CHK W.LENKER 6-11-92 APVD G.STEINHAUER 7-8-92 PRODUCT SPEC - APPLICATION SPEC - WEIGHT - | NAME G.STEINHAUER SIZE A2 CAGE CODE 00779 DRAWING NO C=66361 RESTRICTED TO - |
| MATERIAL SEE CALLOUTS | FINISH SEE TABLE | CUSTOMER DRAWING | SCALE 8:1 SHEET 1 OF 1 REV K1 |

TE Connectivity
 PIN ASSEMBLY,
 LOOSE PIECE, TYPE III+