



36 Watt USB Power Delivery 2.0 Adapter with USB-C



Features

- USB-C
- Class B EMI
- OVP, OCP, OTP and Short Circuit Protection

Applications

- Mobile Phone
- Tablet
- Notebook
- Networking Devices
- Monitor

Safety Approvals (Preliminary)

- UL/cUL
- CE
- CB

Mechanical Characteristics

- Length: 67mm (2.64in)
- Height: 29mm (1.41in)
- Width: 48mm (1.9in)
- Weight: 130g (.29lbs)

Output Specifications

Model	Prong Style	DC Output Voltage	Current Rating	Ripple ⁽¹⁾ P-P (max.)
AQ36A-5CA-H	US	5V/12V	3A/3A	200mV
AQ36E-5CA-H	EU	5V/12V	3A/3A	200mV

Notes: (1) Measured by using a 12 inch twisted pair terminated with a 10uF & 0.1uF ceramic in parallel. Oscilloscope is set to 20MHz.

Phihong is not responsible for any error, and reserves the right to make changes without notice. Please visit our website at www.phihong.com for the most up-to-date specifications and contact information.

Input:

AC Input Voltage Rating
100 to 240V AC

AC Input Voltage Range
90 to 264V AC

AC Input Frequency
50 to 60Hz

Input Current
<0.9A (RMS) maximum at 90Vac @max load

Leakage Current
0.25mA Max.

Inrush Current
90Amax @240Vac/50Hz (Cold start)

Input Power Saving
.075W max @230VAC /50Hz

Output:

Efficiency
US DOE Level VI
CoC V5 Tier 2

Environmental:

Temperature
Operation 0°C to +45°C
Non-operation -40°C to +85°C
Humidity 90% RH max

DC Output Connector

USB Type C

Emissions

Complies with FCC Class B
Complies with EN55032 Class B

Immunity

IEC61000-4-2:
Level 2, Contact ±4KV, Criteria B
Level 3, Air ±8KV, Criteria B
Level 4, Contact ±8KV, Criteria C
Level 4, Air ±15KV, Criteria C
IEC61000-4-3, Level 2, Criteria A
IEC61000-4-4, Level 2, Criteria B
IEC61000-4-5, Level 3, Criteria B
IEC61000-4-6, Level 2, Criteria A
IEC61000-4-8, Level 1, Criteria A

Hold-up Time

10.3mS minimum at 110V/60Hz, Output
20V/2.25A

Over-Voltage Protection

<16V, shutdown mode

Over-Temperature Protection

Shutdown mode

Over-Current Protection

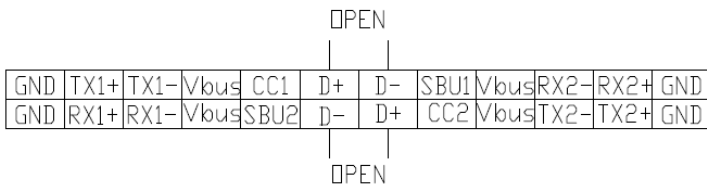
Output current shall not exceed 4.5A@5V
and 12V

Short-Circuit Protection

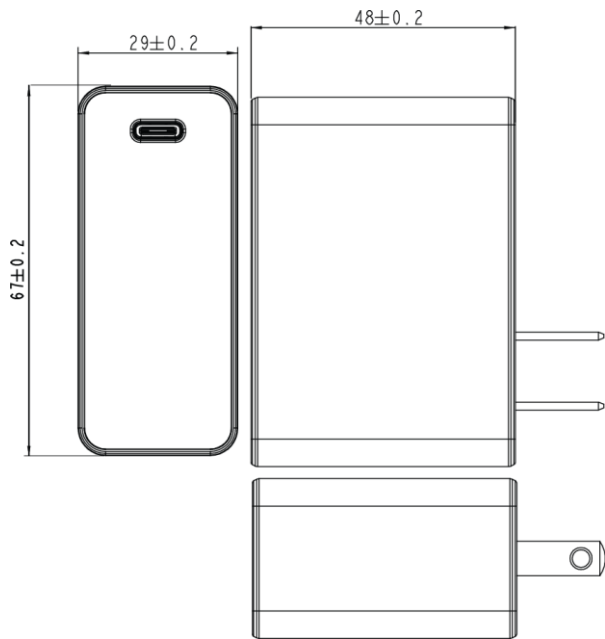
Auto Recover

Dielectric Withstand (Hi-pot) Test

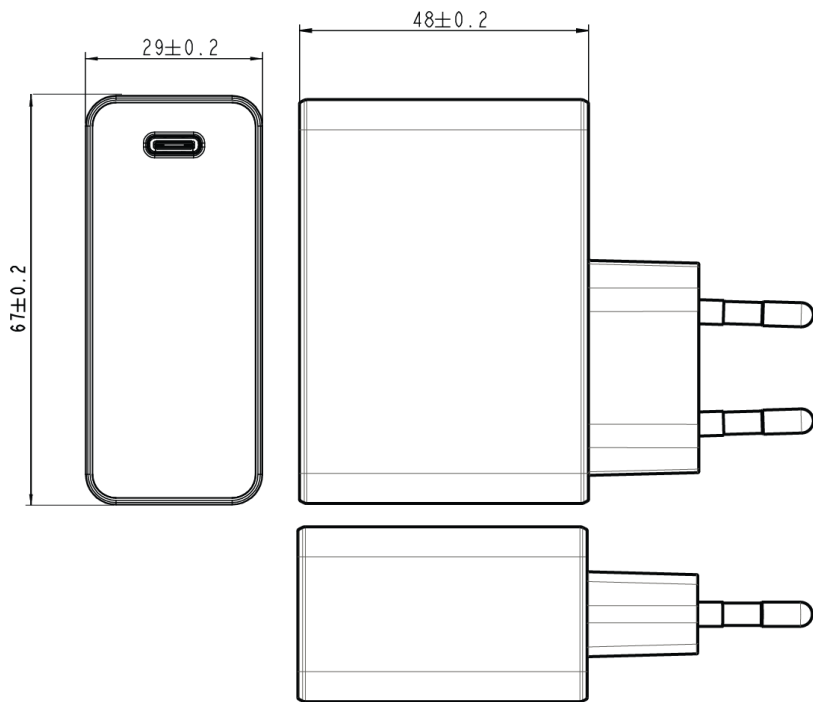
Primary to Secondary: 3000V AC for 1 min.,
10mA



AQ36A-5CA-H Dimension Diagram Unit: mm



AQ36E-5CA-H Dimension Diagram Unit: mm



**Supplier's Declaration of Conformity
47 CFR § 2.1077 Compliance Information**

AQ36A-5CA-H

Phihong USA Corporation
47800 Fremont Boulevard
Fremont, CA 94538
Telephone: (510) 445-0100
www.phihong.com

NOTE: This model has/The models in this products series have been tested and found to comply with the limits for a Class B digital device, pursuant to part 15 of the FCC Rules. These limits are designed to provide reasonable protection against harmful interference in a residential installation. This equipment generates, uses and can radiate radio frequency energy and, if not installed and used in accordance with the instructions, may cause harmful interference to radio communications. However, there is no guarantee that interference will not occur in a particular installation. If this equipment does cause harmful interference to radio or television reception, which can be determined by turning the equipment off and on, the user is encouraged to try to correct the interference by one or more of the following measures:

- Reorient or relocate the receiving antenna.
- Increase the separation between the equipment and receiver.
- Connect the equipment into an outlet on a circuit different from that to which the receiver is connected.
- Consult the dealer or an experienced radio/TV technician for help.

Changes or modifications to equipment not expressly approved by PHIHONG could void the user's authority to operate the equipment.