
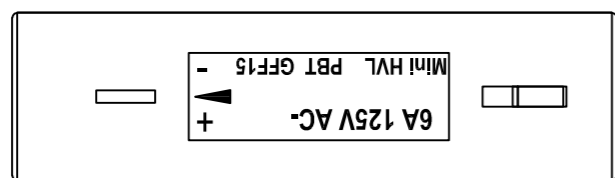
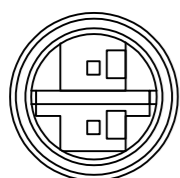


THIS DRAWING IS UNPUBLISHED. RELEASED FOR PUBLICATION
 © COPYRIGHT - By - ALL RIGHTS RESERVED.

LOC	DIST	REVISIONS			
P	LTR	DESCRIPTION	DATE	DWN	APVD
GP	00	A	NEW RELEASSE	01/AUG/11	ECC PB

HV-4

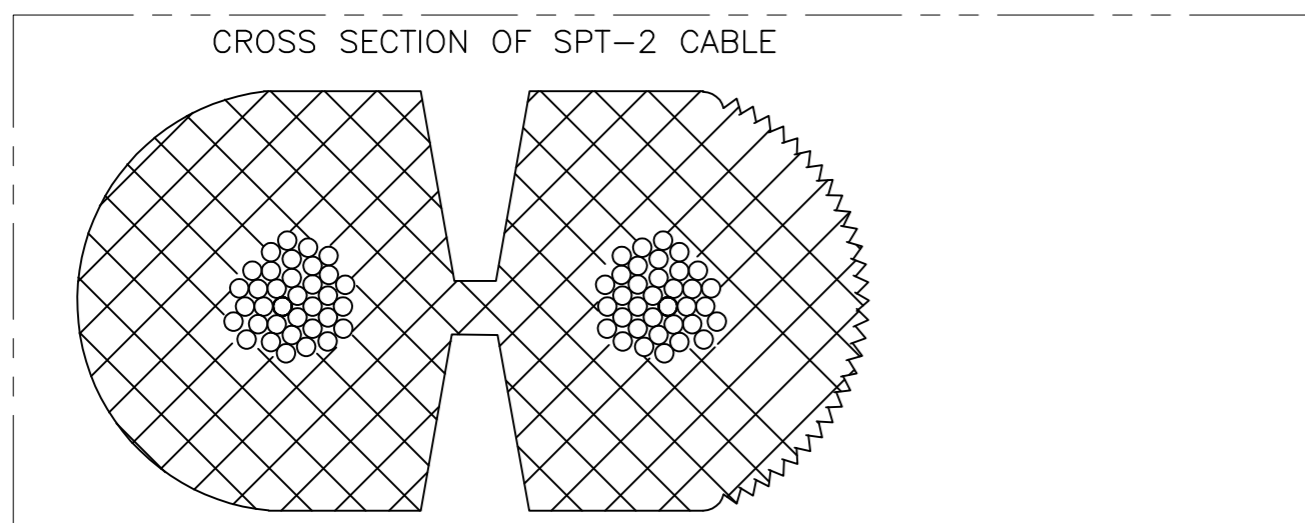


1. PACKAGING ACC. TO TE SPEC.107-18032
BUNDLE EVERY 25 ASSEMBLIES WITH A RUBBER BAND
2. ELECTRICAL TEST CONTAINING "SHORT CIRCUIT TEST, CONTINUITY AND ACCURATE CAVITY ASSIGNMENT TEST" ACC. TO TE-SPEC.108-18857, SUBSECTION 3.1.1

WIRING SCHEDULE		
OUTLET		SIDE
1	+	RIBBED
2	-	SMOOTH

3 WIRING SCHEDULE AS SHOWN

16.0 FT	±3.84	2181197-8
14.0 FT	±3.36	2181197-7
12.0 FT	±2.88	2181197-6
10.0 FT	±2.4	2181197-5
8.0 FT	±1.92	2181197-4
6.0 FT	±1.44	2181197-3
4.0 FT	±.96	2181197-2
2.0 FT	±.48	2181197-1
"L"	TOLERANCES [INCHES]	TE P/N



THIS DRAWING IS A CONTROLLED DOCUMENT.		DWN E.C. CLAYBAUGH 17/JUN/11	TE Connectivity	
DIMENSIONS: INCHES		CHK P. BECKER 13/JUL/11	NAME CABLE ASSY, NECTOR, HV-4, OUTLET - PIGTAIL	
TOLERANCES UNLESS OTHERWISE SPECIFIED:		APVD P. BECKER 01/AUG/11	SIZE A2	
0 PLC ± -		PRODUCT SPEC	CAGE CODE 00779	DRAWING NO C-2181197
1 PLC ± -		APPLICATION SPEC	RESTRICTED TO	
2 PLC ± -		WEIGHT	-	
3 PLC ± -		SCALE N.T.S.	SHEET 1 of 1	
4 PLC ± -		CUSTOMER DRAWING	REV A	
ANGLES ± -				
FINISH				