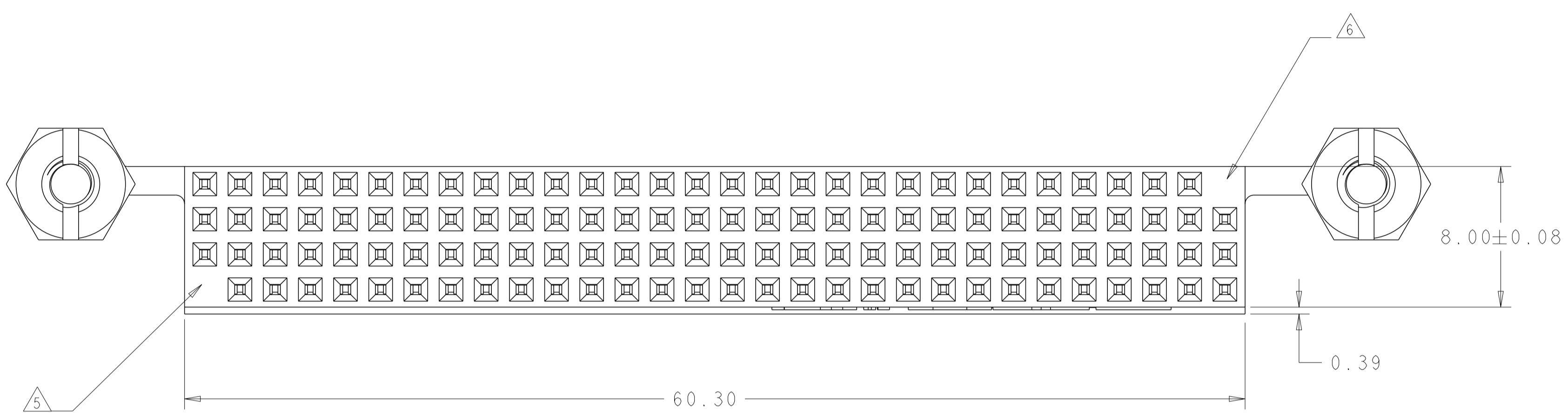
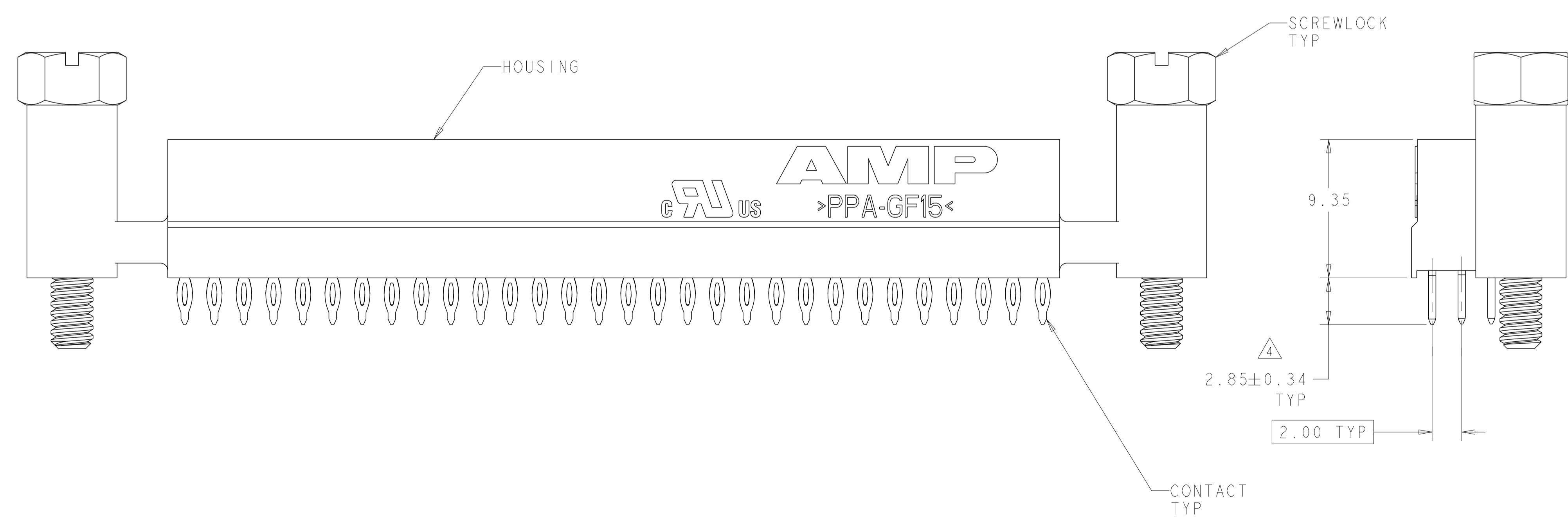


| LOC | | DIST | | REVISIONS | | | |
|-----|-----|---------------------------|-----------|-----------|------|--|--|
| P | LTN | DESCRIPTION | DATE | DMN | APVD | | |
| F4 | | REVISED PER ECO-16-008038 | 27MAY2016 | NK | JO | | |



- △1 HOUSING: HIGH TEMPERATURE, GLASS FILLED NYLON, COLOR: BLACK.
CONTACTS: PHOSPHOR BRONZE.
SCREWLOCKS: STEEL.
- △2 CONTACTS: 0.000381 MIN GOLD ON MATING RECEPTACLE END, 0.00254 BRIGHT TIN-LEAD ON REMAINDER, ALL OVER 0.001270 NICKEL.
SCREWLOCKS: CLEAR CHROMATE OVER ZINC.
- △3 PCB HOLE RECOMMENDATIONS:
A. DRILL HOLE DIAMETER TO BE 1.00±0.02.
B. PLATING TO BE 0.005 MIN TIN-LEAD OVER 0.025-0.075 COPPER.
C. RECOMMENDED FINISH HOLE SIZE IS 0.88±0.08.
- △4 DIMENSION AFTER SEATING TO PCB.
- △5 NO CONTACT IN THIS POSITION FOR PART NUMBER 1375798-2, -5 ONLY.
- △6 NO CONTACT IN THIS POSITION FOR PART NUMBER 1375798-3, -6 ONLY.
- △7 CONTACTS: 0.000381 MIN GOLD ON MATING RECEPTACLE END, 0.00254-0.00508 MATTE TIN-LEAD ON REMAINDER, ALL OVER 0.001270 NICKEL.
SCREWLOCKS: CLEAR CHROMATE OVER ZINC.
- △8 TO BE USED ON SILVER IMMERSION PLATED PCB'S (NOTE 9).
- △9 PCB HOLE RECOMMENDATIONS FOR SILVER IMMERSION PLATING:
A. DRILL HOLE DIAMETER TO BE 1.00-1.02.
B. PLATING TO BE 0.0001524-0.0004064 SILVER OVER 0.0508±0.0254 COPPER.
C. RECOMMENDED FINISH HOLE SIZE IS 0.94-0.97.
- △10 PCB HOLE RECOMMENDATIONS FOR ENIG PLATING:
A. DRILL HOLE DIAMETER TO BE 1.00-1.02.
B. PLATING TO BE 0.000051-0.000127 GOLD OVER 0.00305-0.00610 NICKEL ALL OVER 0.0508±0.0254 COPPER.
C. RECOMMENDED FINISH HOLE SIZE IS 0.94-0.97.
- △11 TO BE USED ON STANDARD PCB (NOTE 3) OR ENIG PLATED PCB (NOTE 10).
- △12 OBSOLETE PARTS: OBSOLETE CIS STREAMLINING PER D.RENAUD/D.SINISI



| FINISH | KEYED CIRCUITS | PART NO |
|---------|----------------|------------------------------------------|
| △8 | △7 | YES △6 1375798-6 |
| △8 | △7 | YES △5 1375798-5 |
| △8 | △7 | NO 1375798-4 |
| △12 △11 | △2 | YES △6 SUPERCEDED BY 1375798-6 1375798-3 |
| △12 △11 | △2 | YES △5 SUPERCEDED BY 1375798-5 1375798-2 |
| △11 | △2 | NO 1375798-1 |

THIS DRAWING IS A CONTROLLED DOCUMENT. DWG: W.G.LENKER 20JUN2000
 CHK: L.BREKOSKY 15JAN2001
 APVD: J.OLSON 13JUN2001

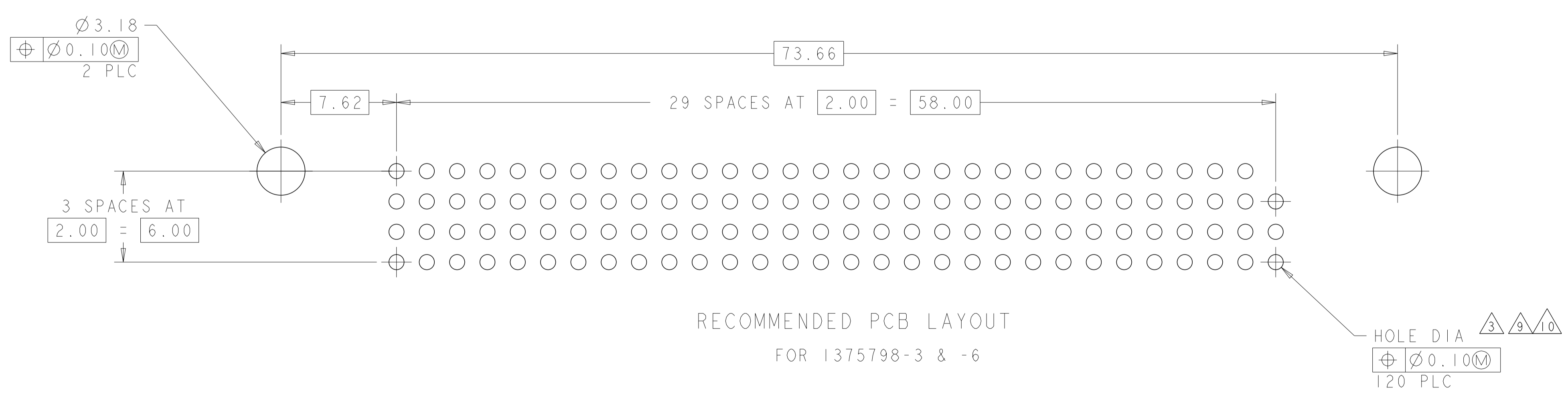
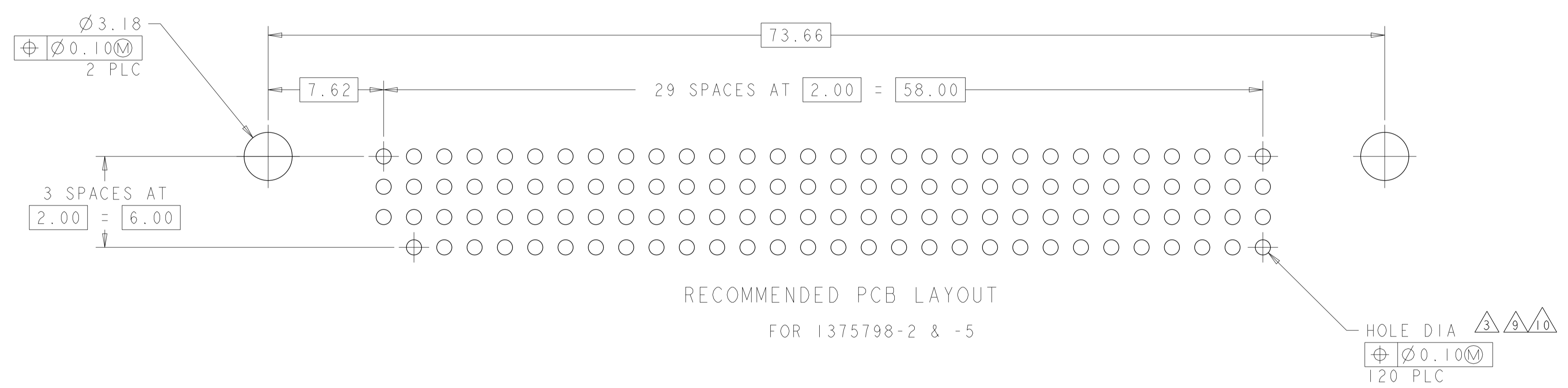
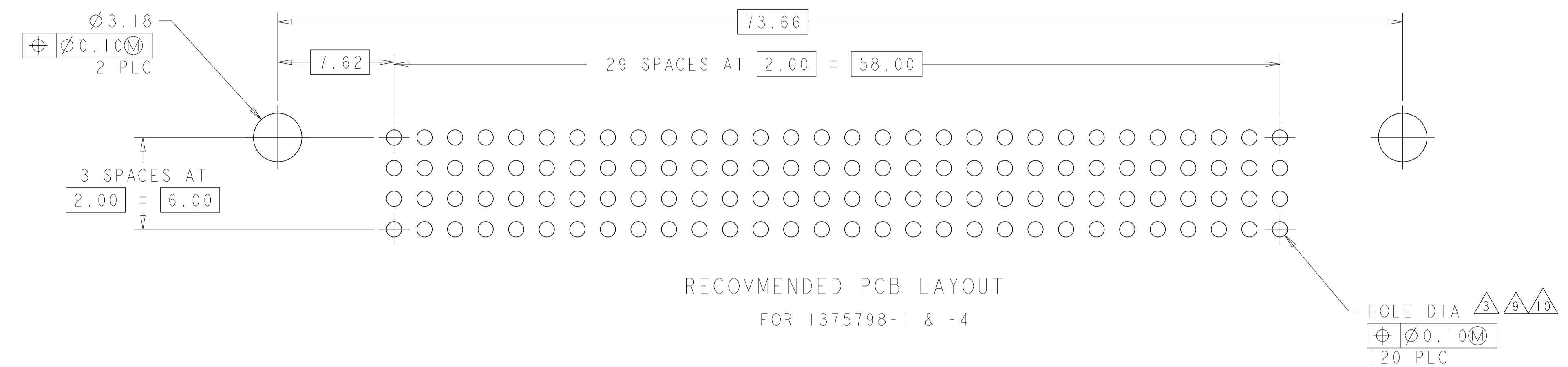
STE TE Connectivity

ASSEMBLY, PC/104-PLUS, NON-STACKTHROUGH CONTACTS, 2 STANDOFFS, PRESS FIT

SIZE: A1 CAGE CODE: 100779 DRAWING NO: 1375798
 WEIGHT: -
 MATERIAL: △1 FINISH: △2 △7

CUSTOMER DRAWING SCALE: 5:1 SHEET 1 OF 2 REV: F4

| LOC | | DIST | | REVISIONS | | | |
|-----|-----|-------------|------|-----------|------|--|--|
| P | LTN | DESCRIPTION | DATE | DWN | APVD | | |
| - | | SEE SHEET 1 | - | - | - | | |
| | | | | | | | |
| | | | | | | | |



| | | | |
|----------------------------------------|-------|----------------------------|--------------------------------------------------------------------------------|
| THIS DRAWING IS A CONTROLLED DOCUMENT. | | DWN: W.G. LENKER 20JUN2000 | TE Connectivity |
| DIMENSIONS: mm | | CHK: L. BREKOSKY 15JAN2001 | |
| TOLERANCES UNLESS OTHERWISE SPECIFIED: | | APVD: J. OLSON 13JUN2001 | NAME: ASSEMBLY, PC/104-PLUS, NON-STACKTHROUGH CONTACTS, 2 STANDOFFS, PRESS FIT |
| 0 PLC | ± | PRODUCT SPEC | SIZE: 108-1956 |
| 2 PLC | ±0.01 | APPLICATION SPEC | RESTRICTED TO: A100779C=1375798 |
| 3 PLC | ± | WEIGHT | SCALE: 5:1 SHEET 2 OF 2 REV: F.4 |
| 4 PLC | ± | CUSTOMER DRAWING | |
| ANGLES | ± | | |
| FINISH | | | |