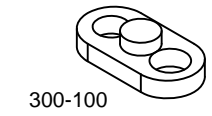
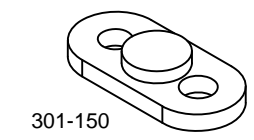
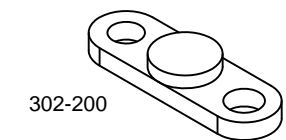
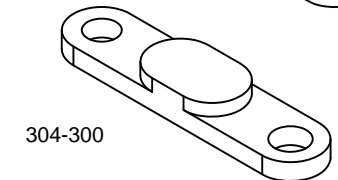
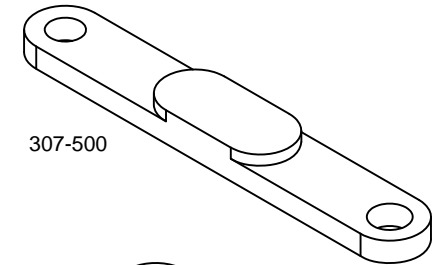
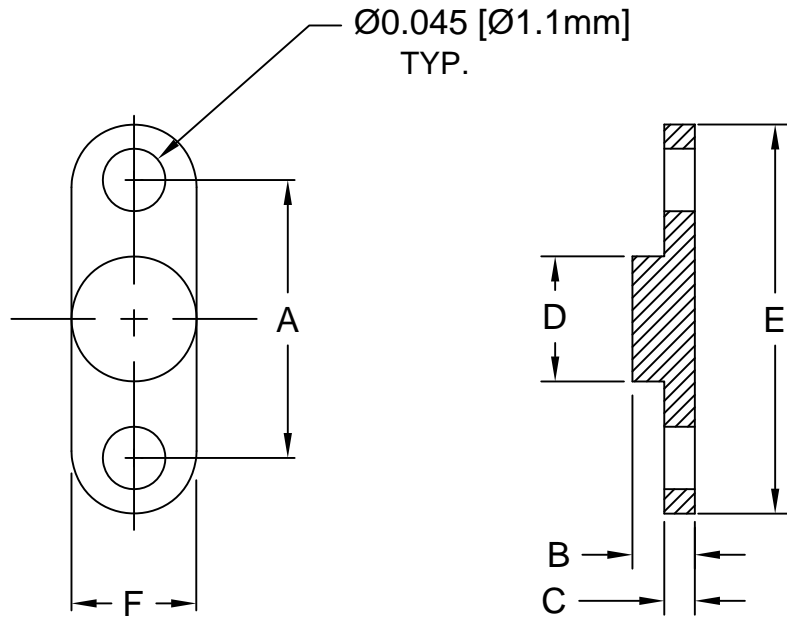


REV.	DESCRIPTION	DATE	APPROVED
B	TYPO Correction	03/14/03	M. C.
C	Release for Re-Tool	11/10/03	M. C.
D	Release for Quotation	02/19/04	M. C.
E	Production Release	03/26/04	M. C.
F	Removed Part Number in Part Offering List	05/06/15	J. C.
G	Removed Material Code	05/23/16	J. C.



PART NO.	A	B	C	D	E	F
300-100	.100 (2.5mm)	.045 (1.1mm)	.022 (.55mm)	.050 (1.3mm)	.180 (4.6mm)	.090 (2.3mm)
300-100-075	.100 (2.5mm)	.075 (1.9mm)	.022 (.55mm)	.055 (1.4mm)	.180 (4.6mm)	.090 (2.3mm)
301-150	.150 (3.8mm)	.045 (1.1mm)	.022 (.55mm)	.090 (2.3mm)	.270 (6.9mm)	.125 (3.2mm)
302-200-030	.200 (5.1mm)	.030 (.76mm)	.011 (.28mm)	.090 (2.3mm)	.290 (7.4mm)	.090 (2.3mm)
302-200-040	.200 (5.1mm)	.040 (1.0mm)	.022 (.55mm)	.090 (2.3mm)	.290 (7.4mm)	.090 (2.3mm)
302-200	.200 (5.1mm)	.045 (1.1mm)	.022 (.55mm)	.090 (2.3mm)	.290 (7.4mm)	.090 (2.3mm)
303-250	.250 (6.4mm)	.045 (1.1mm)	.026 (.66mm)	.090 (2.3mm)	.340 (8.6mm)	.090 (2.3mm)
304-300	.300 (7.5mm)	.045 (1.1mm)	.026 (.66mm)	.140 (3.6mm)	.390 (9.9mm)	.090 (2.3mm)
305-350	.350 (8.9mm)	.045 (1.1mm)	.030 (.76mm)	.140 (3.6mm)	.440 (11.2mm)	.090 (2.3mm)
306-400	.400 (10.2mm)	.045 (1.1mm)	.030 (.76mm)	.190 (4.8mm)	.490 (12.4mm)	.090 (2.3mm)
307-500	.500 (12.7mm)	.045 (1.1mm)	.030 (.76mm)	.190 (4.8mm)	.590 (15.0mm)	.090 (2.3mm)

STANDARD TOLERANCE (UNLESS OTHERWISE SPECIFIED)		 BIVAR [®] 4 THOMAS, IRVINE, CA. 92618 TEL: (949) 951-8808 FAX: (949) 951-3974	
DECIMALS	ANGULAR		
.X ± .1	X° ± 1°		TITLE: CAPACITOR MOUNT, 300 SERIES
.XX ± .01			
.XXX ± .005		DESIGNED: M. Chen CHECKED: D. Green	DATE: 03/07/03 DATE: 03/07/03
		PART NO: 30X-XXX-XXX CAGE CODE : 32559	REVISION: G SHEET # 1 OF 1
CAD GENERATED DOCUMENT, DO NOT MEASURE DRAWING.			

- 2. MATERIAL: NYLON 6/6, 94V-2, NATURAL.
- 1. GENERAL SPECIFICATIONS: BIVAR MOLDED COMPONENT SPECIFICATION BV00-E101.