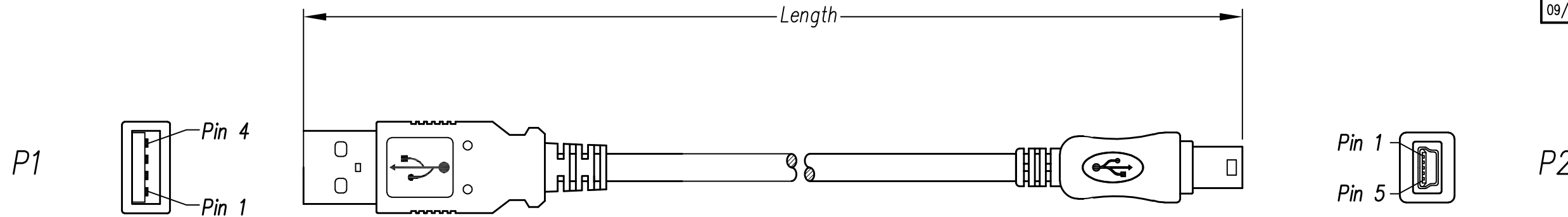


DATE	REV	ECN	APP'D. BY
08/31/17	A0	Released	JRC
09/18/2017	A1	11095	GWL



Notes:

- 1) Each cable assembly to be individually bagged.
- 2) Cable Construction USB 2.0 UL Style 1
  - 28 AWG 1 Twisted Pair
  - 24 AWG x 2C
  - AMA BRAID
  - 4.5mm OD
  - Black PVC Jacket
- 3) CONNECTOR P1: USB A Male 2.0 White Insulator, Gold flash on contacts, Nickel Plated Shell  
CONNECTOR P2: Mini USB 5P Male 2.0 black Insulator, Gold flash on contacts, Nickel Plated Shell
- 4) Hood P1 & P2: Molded Black PVC Strain Relief
- 5) All cables tested for Continuity & Shorts

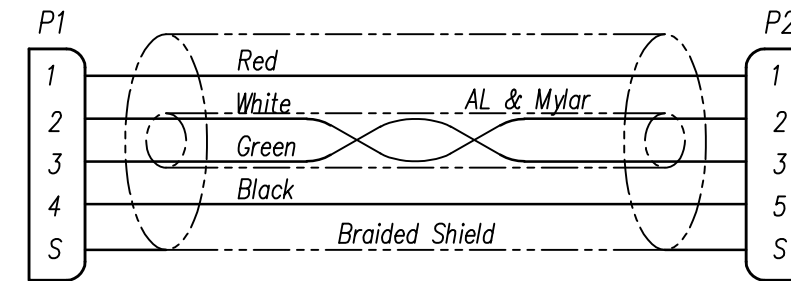
P/N Key:

SC-2ANKxxxF

└── Length

001 = 1 Ft  
003 = 3 Ft  
006 = 6 Ft


Wiring Map: USB 2.0 Hi-Speed



Example Parts Numbers

Feet	
P/N	Length
SC-2ANK001F	1'
SC-2ANK003F	3'
SC-2ANK006F	6'

For Part Numbers Not Shown Follow Part Number Key Format



THIRD ANGLE PROJECTION 	 stewart CONNECTOR a bel group	11118 Susquehanna Trail South Glen Rock, PA 17327-9199 (717) 235-7512 <a href="http://www.stewartconnector.com">http://www.stewartconnector.com</a>
DO NOT SCALE DRAWING DRAWING IS SUBJECT TO CHANGE WITHOUT NOTICE	TITLE: Cable Assembly, USB 2.0, Type A/M-Type Mini 5-Pin/M, Black	
DIMENSIONS: INCHES [METRIC] UNLESS OTHERWISE SPECIFIED TOLERANCES ARE ±.005 [0.13] ANGLES ARE ± 1°	DRN BY: KAC DATE: 08/30/17	APPD BY: JRC DATE: 08/31/17
SHEET NO. 1 OF 1	DWG NO. CT999153	REV. A1

ASSEMBLY FORMAT REV. 6/3/05