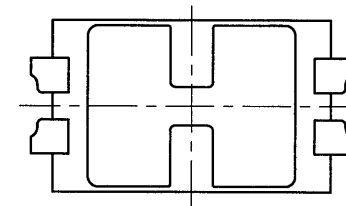
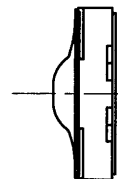
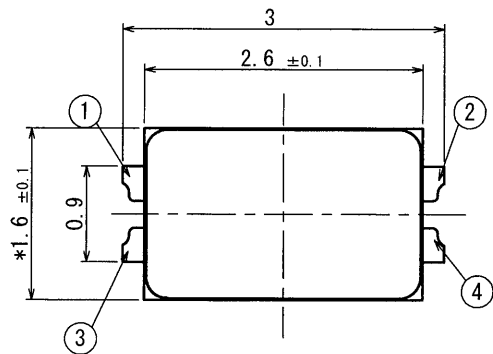
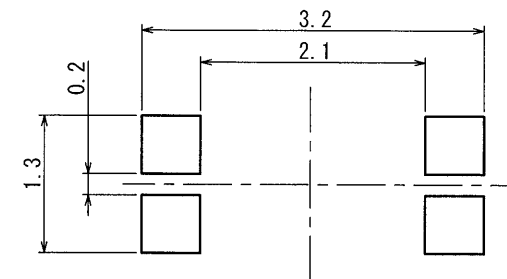
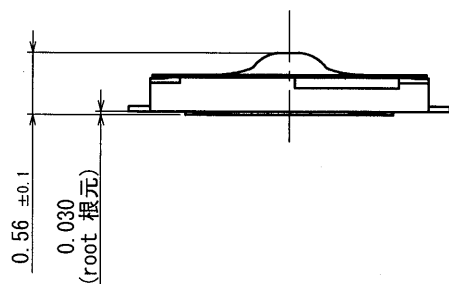


SYMB REVISIONS

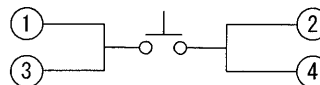


PRINTED CIRCUIT BOARD  
MOUNTING PATTERN DIMENSION  
プリント基板取り付け寸法図 (20:1)

(WHEN VIEWED FROM THE SWITCH MOUNTING FACE)  
(スイッチ取り付け面より見る)



回路図  
CIRCUIT DIAGRAM



NOTE  
注記

1. \* dimension is without the remainder of the gate.  
\*寸法はゲート切断残りを除いた寸法とする。  
2. Taping specification to be accordance with TTA-901  
テーピング包装仕様書は、TTA-901による。

SKTADAE010					
PART NO.	NAME	SPEC	MATERIAL	FINISH	
<b>ALPS ELECTRIC CO., LTD.</b>					
TOLERANCES UNLESS OTHERWISE SPEC		DSGD. Nov. 8. 2016 ED C3 1G	SCALE	NO.	
BASIC DIMENSIONS	TOLERANCES	T. SAKAMOTO	20:1	SKTADAE010	(1/1)
UP TO 10	±0.3	CHKD. Nov. 8. 2016 ED C3 1G		TITLE	
ABOVE 10 TO 100	±0.5	H. SATO		PRODUCT DRAWING (製品図)	
ABOVE 100	±0.8	APPD. Nov. 8. 2016 ED C3 1G	UNT	DOCUMENT NO.	
ANGULAR DIMENSION	±5°	SYMB	mm	SKTADAE010, 1100, 30	
		DATE			
		APPD	CHKD	DSGD	

TOLERANCES UNLESS OTHERWISE SPEC	
BASIC DIMENSIONS	TOLERANCES
UP TO 10	±0.3
ABOVE 10 TO 100	±0.5
ABOVE 100	±0.8
ANGULAR DIMENSION	±5°