

Customer Information Sheet

DRAWING No.: M20-611XX45

SHEET 2 OF 2

IF IN DOUBT - ASK

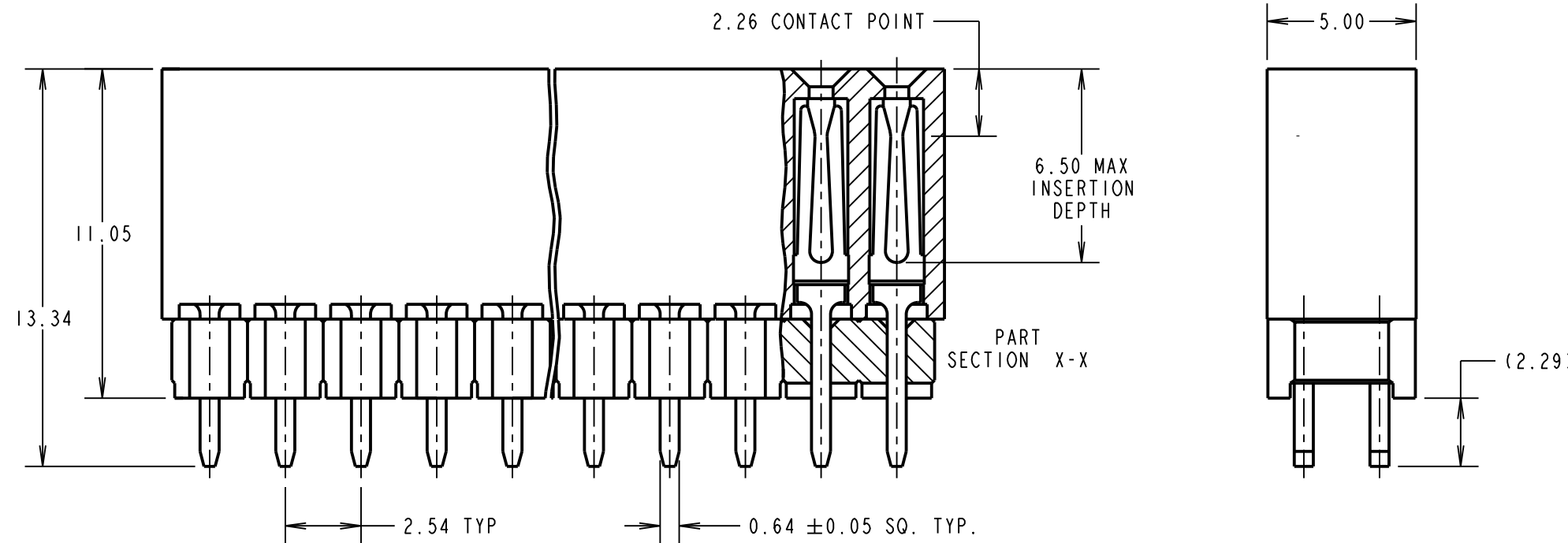
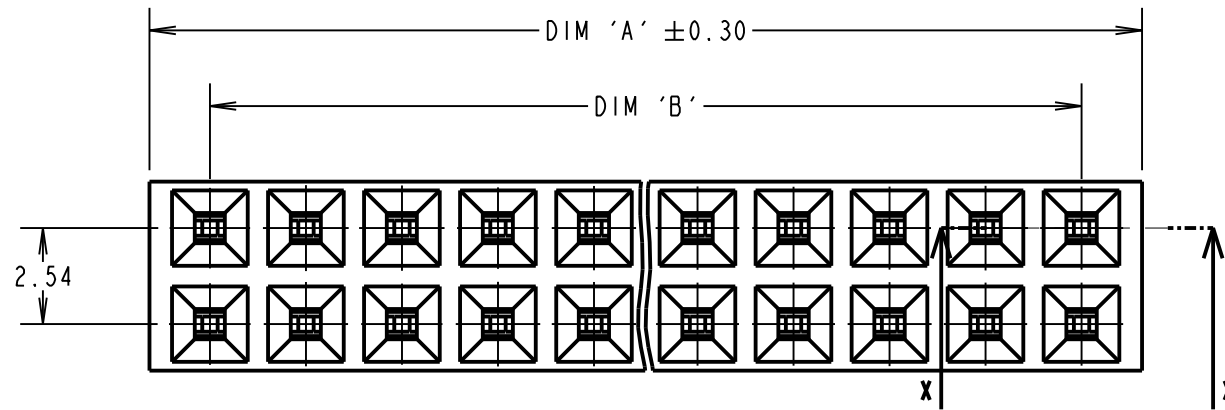
©

NOT TO SCALE

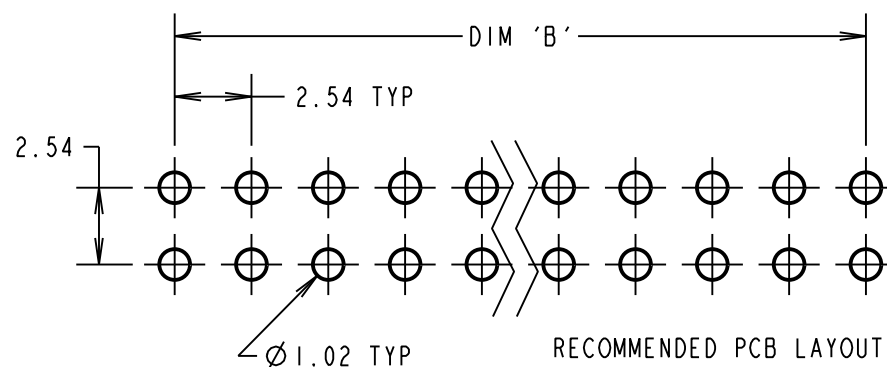
THIRD ANGLE PROJECTION

ALL DIMENSIONS IN mm

SPECIFICATION:
MATERIAL:
 MOULDING = HIGH TEMP NYLON 6T UL94V-0, BLACK
 CONTACTS = PHOSPHOR BRONZE
FINISH:
 CONTACTS = 0.08µ GOLD OVER NICKEL
ELECTRICAL:
 CURRENT RATING = 3A MAX
 CONTACT RESISTANCE = 30mΩ MAX
 INSULATION RESISTANCE = 5,000MΩ MIN
 VOLTAGE PROOF = 1,000V AC FOR 1 MINUTE
MECHANICAL:
 INSERTION FORCE (PER CONTACT) = 2.0N/MAX
 WITHDRAWAL FORCE (PER CONTACT) = 0.3N MIN
ENVIRONMENTAL:
 TEMPERATURE RANGE = -55°C TO +105°C
PACKING:
 TUBE
 FOR COMPLETE SPECIFICATIONS, SEE COMPONENT SPECIFICATION C039XX (LATEST ISSUE).



No. OF CONTACTS PER ROW	DIM 'A'	DIM 'B'
20	51.46	48.26
32	81.94	78.74



NOTES:
 1. ALL TOLERANCES ARE ±0.20 UNLESS OTHERWISE STATED.

ORDER CODE:
M20-611XX45
 No. OF CONTACTS PER ROW: 20, 32
 FINISH: 45 = GOLD ALL OVER NICKEL

SB	10	09.04.14	12441
NAME	ISS.	DATE	C/NOTE
APPROVED:		S. BENNETT	
CHECKED:		S. FLOWER	
DRAWN:		W. J. BOURNE	
CUSTOMER REF.:			
ASSEMBLY DRG:			

 www.harwin.com technical@harwin.com	THIS DRAWING AND ANY INFORMATION OR DESCRIPTIVE MATTER SET OUT HEREON ARE CONFIDENTIAL AND COPYRIGHT PROPERTY OF THE HARWIN GROUP AND MUST NOT BE DISCLOSED, LOANED, COPIED OR USED FOR MANUFACTURING, TENDERING OR FOR ANY OTHER PURPOSE WITHOUT THEIR WRITTEN PERMISSION.	TOLERANCES X = ±1mm X.X = ±0.25mm X.XX = ±0.10mm X.XXX = ±0.01mm ANGLES = ±5° UNLESS STATED	MATERIAL: SEE ABOVE	TITLE: PCI04 CONNECTOR (NON-STACKTHROUGH)
		FINISH: SEE ABOVE S/AREA: mm ²	DRAWING NUMBER: M20-611XX45	SHT 2 OF 2