
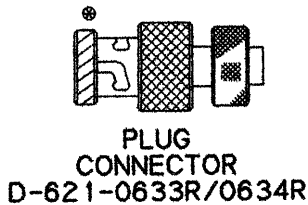


REVISIONS			
LTR	DESCRIPTION	DATE	APPROVED
C	REVISED PER E.C.N. T-16058	91APR25	Z. TEMAN
D	REVISED PER E.C.N. T-16511	91July30	Z. TEMAN

PART No.	CONTACT	INTERFACE	COLOR CODE [®]
DK-621-X633R	—	A	RED
DK-621-X633R-1P	PIN	A	
DK-621-X633R-1S	SOCKET	A	
(DK-621-X634R	NOT ASSIGNED)		
DK-621-X635R	—	B	WHITE
DK-621-X635R-2P	PIN	B	
DK-621-X635R-2S	SOCKET	B	
(DK-621-X636R	NOT ASSIGNED)		
DK-621-X637R	—	C	GREEN
DK-621-X637R-3P	PIN	C	
DK-621-X637R-3S	SOCKET	C	
(DK-621-X638R	NOT ASSIGNED)		
DK-621-X639R	—	D	N/A
DK-621-X639R-4P	PIN	D	
DK-621-X639R-4S	SOCKET	D	
(DK-621-X640R	NOT ASSIGNED)		



DWG No. EXAMPLE X633R

-0633R .148 MAX. CABLE DIA ACCOMODATION
BRAID TERMINATOR D-600-0030

-1633R .180 MAX. CABLE DIA ACCOMODATION
BRAID TERMINATOR D-600-0056

If this document is printed it becomes uncontrolled.
Check with the web for latest revision.

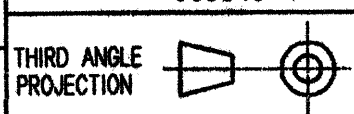
SPECIFICATION CONTROL DRAWING © Raychem Corporation 1990

UNLESS OTHERWISE SPECIFIED
DIMENSIONS ARE IN INCHES.
METRIC DIMENSIONS ARE
IN BRACKETS.

DECIMALS
.XXX ± NA [mm]
.XX ± NA [mm]
ANGLES
.X ± NA

WEIGHT
lbs [g]

DRAWN		89-3-29
CHECKED		
APPROVED		
APPROVED	Z. TEMAN	90 JULY 2
CAD NAME	003319-1	

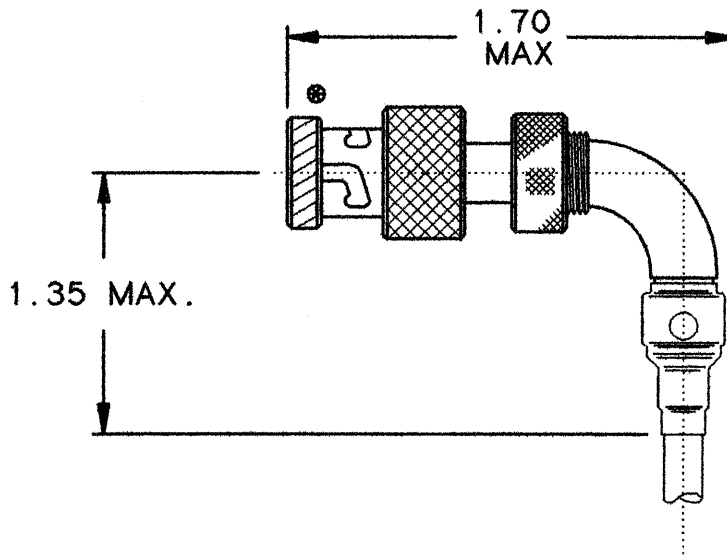


Raychem

RAYCHEM CORPORATION
300 CONSTITUTION DRIVE
MENLO PARK, CALIFORNIA 94025

TITLE
**RIGHT ANGLE TRIAXIAL
CONNECTOR PLUG BAYONET
CONNECTOR KITS
"GRUMMAN"**

SIZE	CODE IDENT. NO.	DWG. NO.	REV
A	06090	DK-621-X633R/X640R[-XX]	D
DO NOT SCALE THIS DRAWING			SHEET 1 OF 2



STRAIN RELIEF NOT SHOWN

1.0 REFER TO THE FOLLOWING RAYCHEM SPECIFICATION CONTROL DRAWINGS (SCD) FOR INDIVIDUAL COMPONENT PERFORMANCE PARAMETERS, DIMENSIONS AND MATERIAL DETAIL:

D-621-0633R/0640R	CONNECTOR, TRIAXIAL, SUBMINIATURE BAYONET COUPLED. FOR RIGHT ANGLE THREADED ADAPTER
D-602-0126	CONTACT, PIN, TWISTED PAIR
D-602-0127	CONTACT, SOCKET, TWISTED PAIR
D-600-0030/0056	BRAID TERMINATOR
D-600-0019	STRAIN RELIEF
D-600-0601	RIGHT ANGLE ADAPTER TUBE

2.0 REFER TO RAYCHEM SPECIFICATION D-6025 FOR PERFORMANCE AND QUALIFICATION REQUIREMENTS.

2.1 PERFORMANCE IS DEPENDENT UPON CORRECT USAGE OF SUITABLE AEROBIC ADHESIVE UPON ADAPTER THREADS. (LOKTTITE TYPE 242 IS A SUITABLE ADHESIVE.)

3.0 TERMINATION PROCEDURE: RAYCHEM ES 61249.

4.0 USAGE: CONNECTORS ASSEMBLED FROM THESE KITS CAN HAVE THE CABLE DRESSED IN ANY ORIENTATION AROUND THE AXIS OF THE CONNETOR, CABLE SHOULD BE SECURED IN DESIRED ORIENTATION.

**If this document is printed it becomes uncontrolled.
Check with the web for latest revision.**

CAD NAME: 003319-2	DRAWN		88-24-6	SIZE	CODE IDENT. NO.	DWG. NO.	REV
	ISSUED			A	06090	DK-621-X633R/X640R[-XX]	D
DO NOT SCALE THIS DRAWING						SHEET 2 OF 2	