




SMB5-P-C-H-ST-CA1



SMB5-P-C-H-RA-CA1

SMB5 SERIES

50 Ω SMB JACKS & PLUGS

Mates with:

RF174, RF316, GRF1H-C

SPECIFICATIONS

For complete specifications and recommended PCB layouts see www.samtec.com?SMB5-TH

Shell Material:

Brass

Contact Material:

Brass

Insulator Material:

PTFE

Impedance:

50 Ω

Frequency Range:

0-4 GHz

Working Voltage:

250 Vrms max

Dielectric Withstanding:

750 Vrms min

Operating Temp Range:

-65 °C to +165 °C

RoHS Compliant:

Yes

PROCESSING

Lead-Free Solderable:

Yes

Note:

75 Ω version available.
See SMB7H Series.

SMB5

GENDER

TYPE

PLATING

ORIENTATION

TERMINATION

-J

= Jack

-P

= PCB Mount

-H

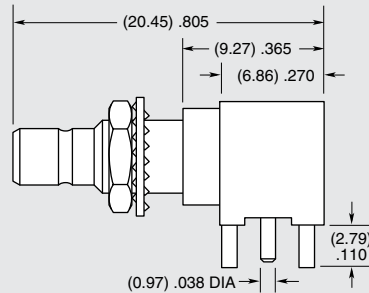
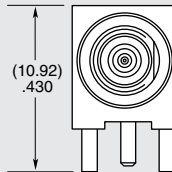
= 30 μ" (0.76 μm) Gold center contact,
3 μ" (0.08 μm) Gold outer contact

-RA

= Right-angle

-TH1

= Through-hole



SPECIFICATIONS

For complete specifications and assembly instructions see www.samtec.com?SMB5-CA

Shell Material:

Brass

Contact Material:

Brass (-J),
Phosphor Bronze (-P-ST),
BeCu (-P-RA)

Center Contact:

Soldered

Outer Ferrule:

Crimped

Insulator Material:

PTFE

Impedance:

50 Ω

Frequency Range:

0-4 GHz

Working Voltage:

335 Vrms max

Dielectric Withstanding:

1000 Vrms min

Operating Temp Range:

-65 °C to +165 °C

SMB5

GENDER

TYPE

PLATING

ORIENTATION

TERMINATION

-P

= Plug

-J

= Jack

-C

= Cable

-H

= 30 μ" (0.76 μm) Gold center contact,
3 μ" (0.08 μm) Gold outer contact
(-CA1 & BH1 only)

-HF

= 30 μ" (0.76 μm) Gold center contact,
3 μ" (0.08 μm) Gold outer contact
(-CA1 only)

-ST

= Straight

-RA

= Right-angle
(-P only)

-CA1

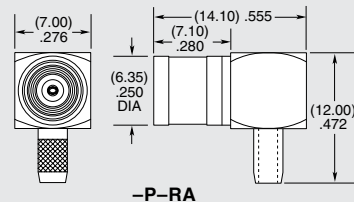
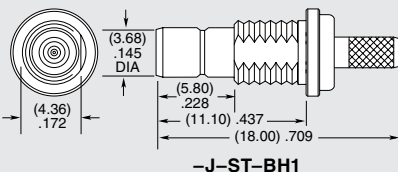
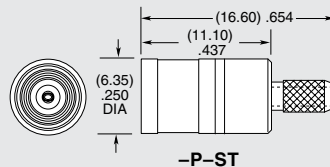
= RG 174/316 Cable
(-P only)

-CA2

= RG 178 Cable
(-J only)

-BH1

= RG 316 Cable
(-J only)



Supplied with pins, washers, nuts and ferrules. See website for dimensions.

Due to technical progress, all designs, specifications and components are subject to change without notice.

WWW.SAMTEC.COM

All parts within this catalog are built to Samtec's specifications.

Customer specific requirements must be approved by Samtec and identified in a Samtec customer-specific drawing to apply.