

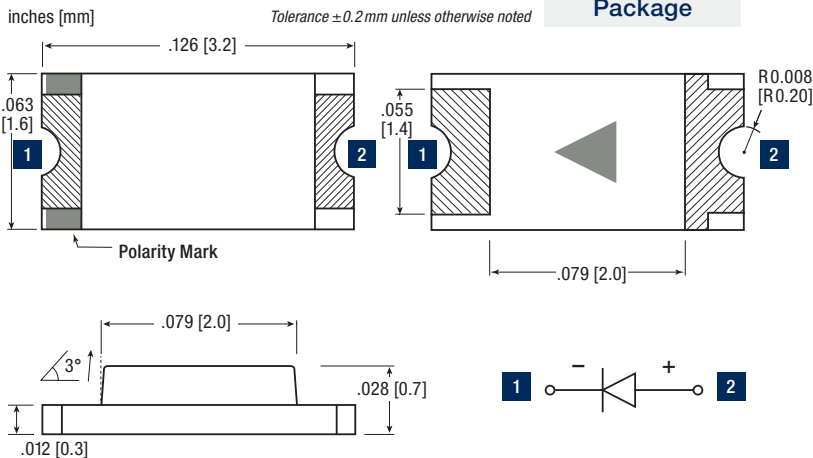
Certifications & Ratings

- RoHS compliant

Features & Benefits

- Compatible with automatic placement equipment
- Packaged in 8 mm tape, 7" reel (4000 pcs/reel) and 20 per strip
- Meets EIA-481-1 pkg. std.

Dimensions



Part Number Guide

Part Number						RoHS Compliant						
5	9	8	-	8	2	X	X	-	1	0	X	F
Color								Packaging Option				
● Red	1	0										
● Red-Orange	2	0										
● Orange	3	0										
● Yellow	4	0										
● Yellow	5	0										
● Yellow-Green	6	0										
● Green	7	0										
● Green	8	1										
● Blue	9	1										
2		20 pieces on tape										
7		7" reel 4000 pcs/reel										

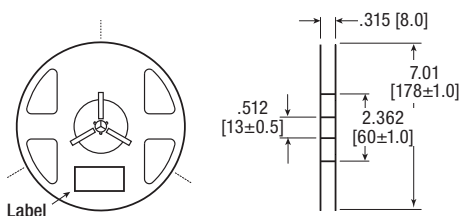
Tape

Tolerance ± 0.1 mm unless otherwise noted

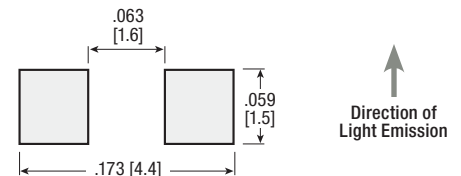


Reel

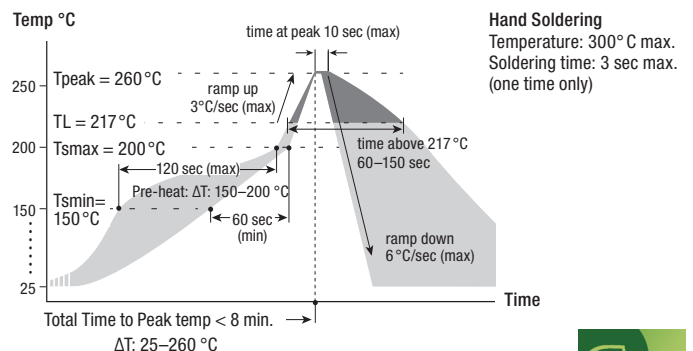
Tolerance ± 0.1 mm unless otherwise noted



Soldering



Reflow Profile



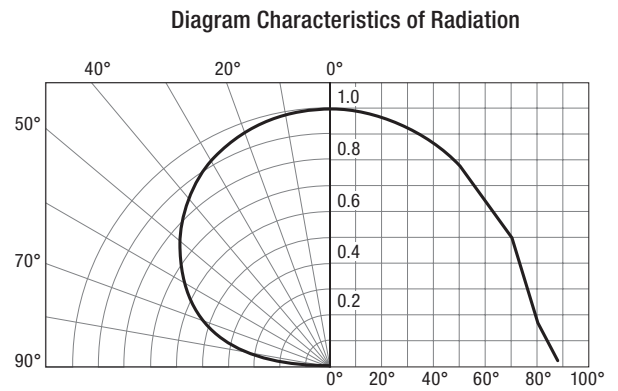
Electrical/Optical Characteristics

Dialight P/N		Emitted Color	Material	Lens Color	Luminous Intensity			Dominant Wavelength			Forward Voltage			Viewing Angle (°deg.)	Thermal Resistance (°C/W) Rth(j-s) If=20ma	Reverse Current Intensity (µA) (Ir) VR=5V
20-Piece Tape	7" Reel, 4000 pcs				If = 20 ma											
					Min	Typ	Max	Min	Typ	Max	Min	Typ	Max			
598-8210-102F	598-8210-107F	Red	AllInGaP	Non-Diffused	20	55	90	625	633	640	1.8	2.1	2.4	140	450	10
598-8220-102F	598-8220-107F	Red-Orange			70	120	200	620	625	630	1.8	2.1	2.4			
598-8230-102F	598-8230-107F	Orange			90	175	260	600	605	610	1.8	2.1	2.4			
598-8240-102F	598-8240-107F	Yellow			150	205	260	590	592	595	1.8	2.1	2.4			
598-8250-102F	598-8250-107F	Yellow			90	120	150	585	587	590	1.8	2.1	2.4			
598-8260-102F	598-8260-107F	Yellow-Green			43	70	100	570	572	575	1.8	2.1	2.4			
598-8270-102F	598-8270-107F	Green			18	30	43	562	566	570	1.8	2.1	2.4			
598-8281-102F	598-8281-107F	Green	InGaN		260	580	900	517	525	530	2.8	3.2	3.5			
598-8291-102F	598-8291-107F	Blue			90	175	260	465	470	475	2.8	3.2	3.5			



Absolute Maximum Ratings @ Ts=25 °C

Power Dissipation (mW)	72	105	● G - InGaN ● B
Forward Current (mA)	30		
Reverse Voltage (V)	5		
Operating Temp (°C)	-40 to +100		
Storage Temp (°C)	-40 to +100		
Peak Pulse Fw Current (mA)	60		
Electrostatic Discharge (HBM) (V)	2000	1000	● G - InGaN ● B
Junction Temp (°C)	105		



Dialight reserves the right to make changes at any time in order to supply the best product possible. The most current version of this document will always be available at: www.dialightsignalsandcomponents.com

Warranty Statement: Except for the warranty expressly provided for [herein/above/below], Dialight disclaims any and all other warranties, express or implied, including, without limitation, any warranties of merchantability, fitness for a particular purpose, title, and noninfringement.