




Zero Ohm Jumper (0.0003 Ω Max.), Solid Copper Strip, Surface Mount Resistor



This is a standard WSR2 resistor designed to be used as a zero ohm jumper

Note

- All physical dimensions are the same as standard WSR2 resistor.

FEATURES

- All copper construction with solderable terminations
- Molded high temperature encapsulation
- Very low inductance (< 2 nH)
- Material categorization: for definitions of compliance please see www.vishay.com/doc?99912



Note

* This datasheet provides information about parts that are RoHS-compliant and/or parts that are non-RoHS-compliant. For example, parts with lead (Pb) terminations are not RoHS-compliant. Please see the information / tables in this datasheet for details.

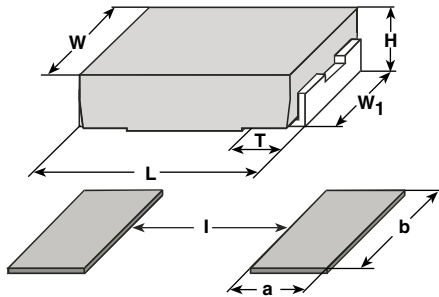
STANDARD ELECTRICAL SPECIFICATIONS				
GLOBAL MODEL	SIZE	CURRENT RATING A	WEIGHT (typical) g/1000 pieces	RESISTANCE VALUE MAX. Ω
WSR2-9	4527	100 (continuous) 400 (pulse)	440	0.0003

TECHNICAL SPECIFICATIONS		
PARAMETER	UNIT	RESISTOR CHARACTERISTICS
Temperature coefficient	ppm/°C	3900
Operating temperature range	°C	-65 to +275
Maximum resistance value	Ω	0.0003 max.

GLOBAL PART NUMBER INFORMATION				
Global Part Numbering: WSR20000ZEA9 (WSR2, Jumper, lead (Pb)-free)				
W	S	R	2	0 0 0 0 0
Z	E	A	9	
GLOBAL MODEL	RESISTANCE VALUE	TOLERANCE CODE	PACKAGING CODE	SPECIAL
WSR2	00000 for jumper	Z for jumper	EA = lead (Pb)-free, tape/reel EK = lead (Pb)-free, bulk TA = Pb tape/reel (R86) BA = Pb bulk (B43)	(Dash number) 9 for jumper



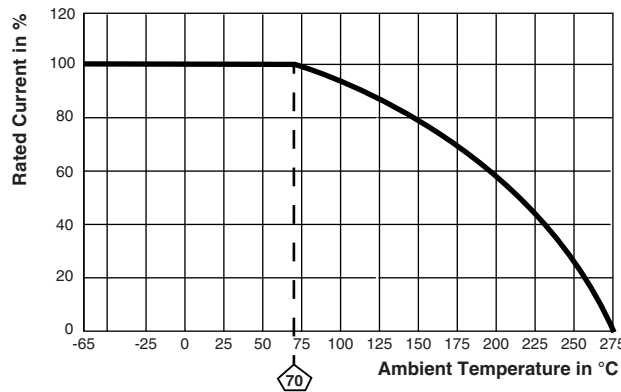
DIMENSIONS



MODEL	DIMENSIONS in inches (millimeters)				
	L	H	T	W	W ₁
WSR2-9	0.455 ± 0.032 (11.56 ± 0.813)	0.095 ± 0.005 (2.41 ± 0.127)	0.100 ± 0.010 (2.54 ± 0.254)	0.275 ± 0.005 (6.98 ± 0.127)	0.215 ± 0.005 (5.46 ± 0.127)

MODEL	SOLDER PAD DIMENSIONS in inches (millimeters)		
	a	b	l
WSR2-9	0.155 (3.94)	0.230 (5.84)	0.205 (5.21)

DERATING



PACKAGING				
MODEL	REEL			
	TAPE WIDTH	DIAMETER	PIECES/REEL	CODE
WSR2-9	24 mm/embossed plastic	330 mm/13"	1500	EA

Note

- Embossed Carrier Tape per EIA-481.



Disclaimer

ALL PRODUCT, PRODUCT SPECIFICATIONS AND DATA ARE SUBJECT TO CHANGE WITHOUT NOTICE TO IMPROVE RELIABILITY, FUNCTION OR DESIGN OR OTHERWISE.

Vishay Intertechnology, Inc., its affiliates, agents, and employees, and all persons acting on its or their behalf (collectively, "Vishay"), disclaim any and all liability for any errors, inaccuracies or incompleteness contained in any datasheet or in any other disclosure relating to any product.

Vishay makes no warranty, representation or guarantee regarding the suitability of the products for any particular purpose or the continuing production of any product. To the maximum extent permitted by applicable law, Vishay disclaims (i) any and all liability arising out of the application or use of any product, (ii) any and all liability, including without limitation special, consequential or incidental damages, and (iii) any and all implied warranties, including warranties of fitness for particular purpose, non-infringement and merchantability.

Statements regarding the suitability of products for certain types of applications are based on Vishay's knowledge of typical requirements that are often placed on Vishay products in generic applications. Such statements are not binding statements about the suitability of products for a particular application. It is the customer's responsibility to validate that a particular product with the properties described in the product specification is suitable for use in a particular application. Parameters provided in datasheets and / or specifications may vary in different applications and performance may vary over time. All operating parameters, including typical parameters, must be validated for each customer application by the customer's technical experts. Product specifications do not expand or otherwise modify Vishay's terms and conditions of purchase, including but not limited to the warranty expressed therein.

Except as expressly indicated in writing, Vishay products are not designed for use in medical, life-saving, or life-sustaining applications or for any other application in which the failure of the Vishay product could result in personal injury or death. Customers using or selling Vishay products not expressly indicated for use in such applications do so at their own risk. Please contact authorized Vishay personnel to obtain written terms and conditions regarding products designed for such applications.

No license, express or implied, by estoppel or otherwise, to any intellectual property rights is granted by this document or by any conduct of Vishay. Product names and markings noted herein may be trademarks of their respective owners.